



PRINTABLE GROWTH CHART



GET THE SCOOP ON HOW TALL YOU ARE!




- 1 Print 8.5x11, set printer to "fit to page."
- 2 Trim off white edge on top and bottom with scissors.
- 3 Tape pages 2-6 in a vertically together on the wall.
- 4 Align #6 (bottom of the ice cream cone) as close to the ground as you can.





★ HOW MANY ★
SCOOPS TALL
★ ARE YOU? ★

5






4





3



2





1



