Children and COVID-19 Vaccinations Trends

AAP Analysis of Data Posted by the Centers for Disease Control and Prevention

as of April 20, 2022

American Academy of Pediatrics

DEDICATED TO THE HEALTH OF ALL CHILDREN®

Updated Version of the Vaccination Report

Please note the following changes to the methods in this weekly report:

A. Child Age Groupings:

12-17 year-olds: We are combining data for 12-15 and 16-17 year-olds. COVID-19 vaccines have been available for all in this group since 5.12.21.

5-11 year-olds: COVID-19 vaccines became available for this age group 11.2.21. Vaccination data specific to this group was made available in CDC public-use data 3 weeks later. We will be tracking vaccination for this group separate from 12-17 year-olds.

B. Data Sources: In reports up through 11.10.21, we used 2 different sources from the CDC to provide breakouts by age and geography: "Demographic Trends of People Receiving COVID-19 Vaccinations in the United States" (URL: https://covid.cdc.gov/covid-data-tracker/#vaccination-demographics-trends) and "COVID-19 Vaccinations in the United States, Jurisdiction" (URL: https://data.cdc.gov/Vaccinations/COVID-19-Vaccinations-in-the-United-States-Jurisdi/unsk-b7fc). To combine ages 12-17, we are using only the jurisdiction file which may create minor shifts in the cumulative trends.

Interested readers should refer to the CDC and individual states where more information might be available.

COVID-19 Vaccine Eligibility: Timeline for Children

The FDA issued the first Emergency Use Authorization (EUA) for use of the Pfizer-BioNTech COVID-19 Vaccine in **people 16 years and older** on 12.11.2020, followed by ACIP recommendations and CDC approval for its use on 12.12.2020. However, the vaccine was not available for the non-elderly general public in most states until sometime in the Spring of 2021. Persons aged 16+ in Massachusetts, for example, started to receive their first COVID shots on 4.19.2021.

The FDA approved the use of the Pfizer-BioNTech COVID-19 Vaccine in **children ages 12 to 15** on an emergency use basis on 5.10.2021, followed by ACIP recommendation and CDC approval the same week.

The FDA issued an EUA for the Pfizer-BioNTech COVID-19 Vaccine for **children ages 5 to 11** on 10.29.2021, followed by ACIP recommendation and CDC approval on 11.2.2021.

Status of COVID-19 Vaccinations for US Children as of 4.20.22

Children Ages 5-11 Years

- **9.8** million (**35%**) have received their initial dose of COVID-19 vaccine.
- **7.9** million (**28%**) completed the 2-dose vaccination series.
- At this time about **18.6** million have yet to receive their initial COVID-19 vaccine dose. This past week about **48,000** received their first vaccine.
- Vaccination rates vary highly across states: In **17** states, over 40% have received their initial dose; in **15** states, under a quarter have received their first vaccine.

Children Ages 12-17 Years

- **17.1** million (**68%**) have received their initial dose of COVID-19 vaccine.
- **14.6** million (**58%**) completed the 2-dose vaccination series.
- At this time about **8.0** million have yet to receive their initial COVID-19 vaccine dose. This past week about **35,000** received their first vaccine.
- Vaccination rates vary highly across states: In **13** states, over 3 quarters have received their initial dose; in **10** states, under half have received their first vaccine.

Source: AAP analysis of data series titled "COVID -19 Vaccinations in the United States, Jurisdiction". CDC COVID -19 Data Tracker (URL: https://data.cdc.gov/Vaccinations/COVID-19-Vaccinations-in-the-United-States-Jurisdi/unsk-b7fc). **Notes:** Age information was provided with Idaho data since 1.25.2022. Inclusion of this information added 31K initial-dose recipients to the 5-11 age group, and 67K to the 12-17 group nationally as of 2.2.2022. Check state web sites for additional or more recent information.

American Academy of Pediatrics
DEDICATED TO THE HEALTH OF ALL CHILDREN®

Children Ages 5-11

Next 6 Slides

Weekly Increase in the Number of US Children Ages 5-11 Receiving Their Initial COVID-19 Vaccination

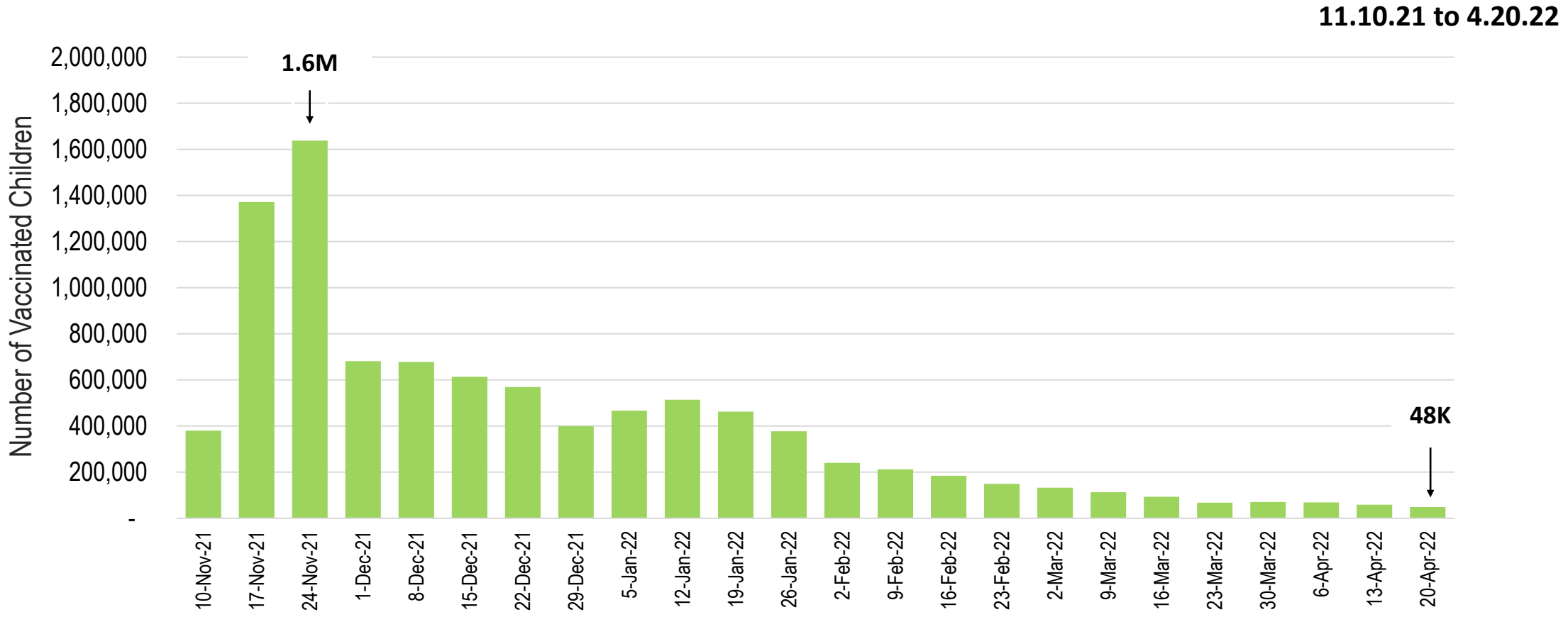

Source: AAP analysis of data series titled "COVID -19 Vaccinations in the United States, Jurisdiction". CDC COVID -19 Data Tracker (URL: https://data.cdc.gov/Vaccinations/COVID-19-Vaccinations-in-the-United-States-Jurisdi/unsk-b7fc). **Note:** Age information was provided with Idaho data since 1.25.2022. Inclusion of this information added 31K initial-dose recipients to the 5-11 age group nationally as of 2.2.2022. Check state web sites for additional or more recent information.

American Academy of Pediatrics
DEDICATED TO THE HEALTH OF ALL CHILDREN®

Weekly Increase in Initial and Completed COVID-19 Vaccination for US Children Ages 5-11

11.10.21 to 4.20.22

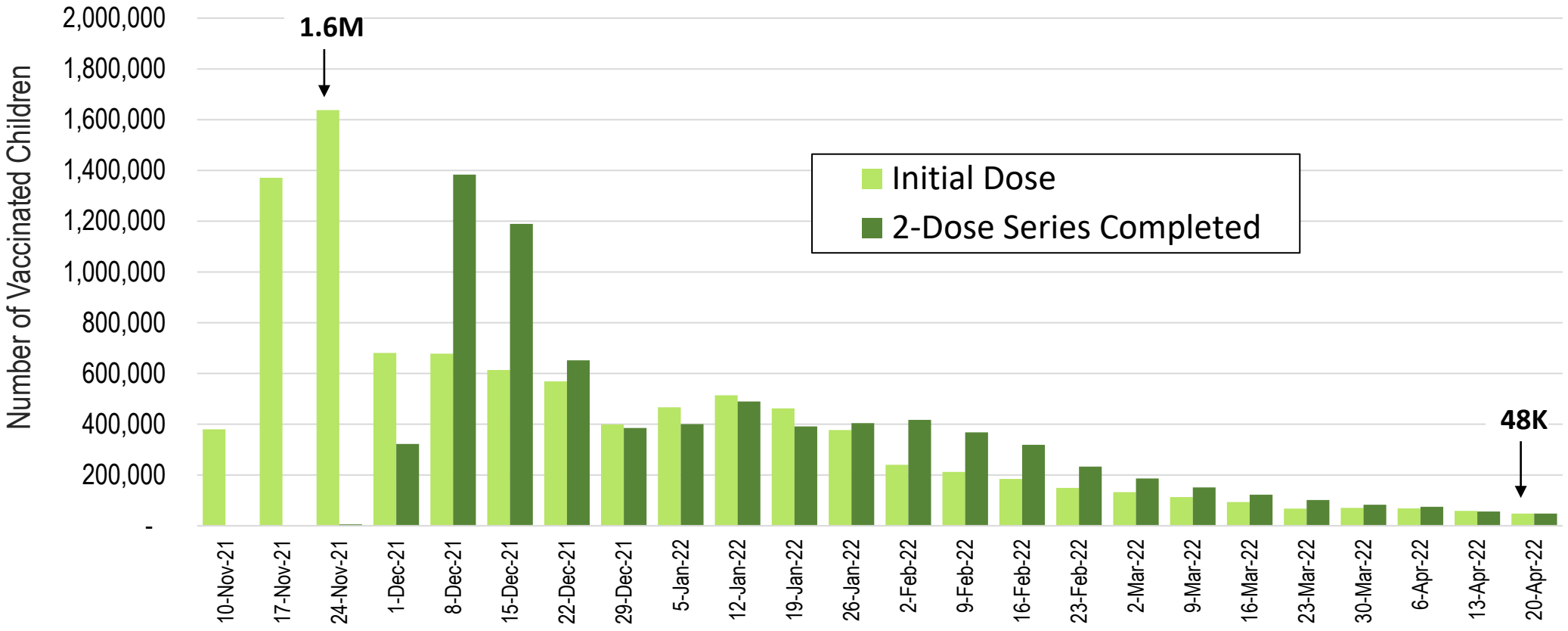

Source: AAP analysis of data series titled "COVID -19 Vaccinations in the United States, Jurisdiction". CDC COVID -19 Data Tracker (URL: https://data.cdc.gov/Vaccinations/COVID-19-Vaccinations-in-the-United-States-Jurisdi/unsk-b7fc). **Note:** Age information was provided with Idaho data since 1.25.2022. Inclusion of this information added 31K initial-dose recipients to the 5-11 age group nationally as of 2.2.2022. Check state web sites for additional or more recent information.

American Academy of Pediatrics
DEDICATED TO THE HEALTH OF ALL CHILDREN®

Cumulative Number of US COVID-19 Vaccine Recipients Ages 5-11

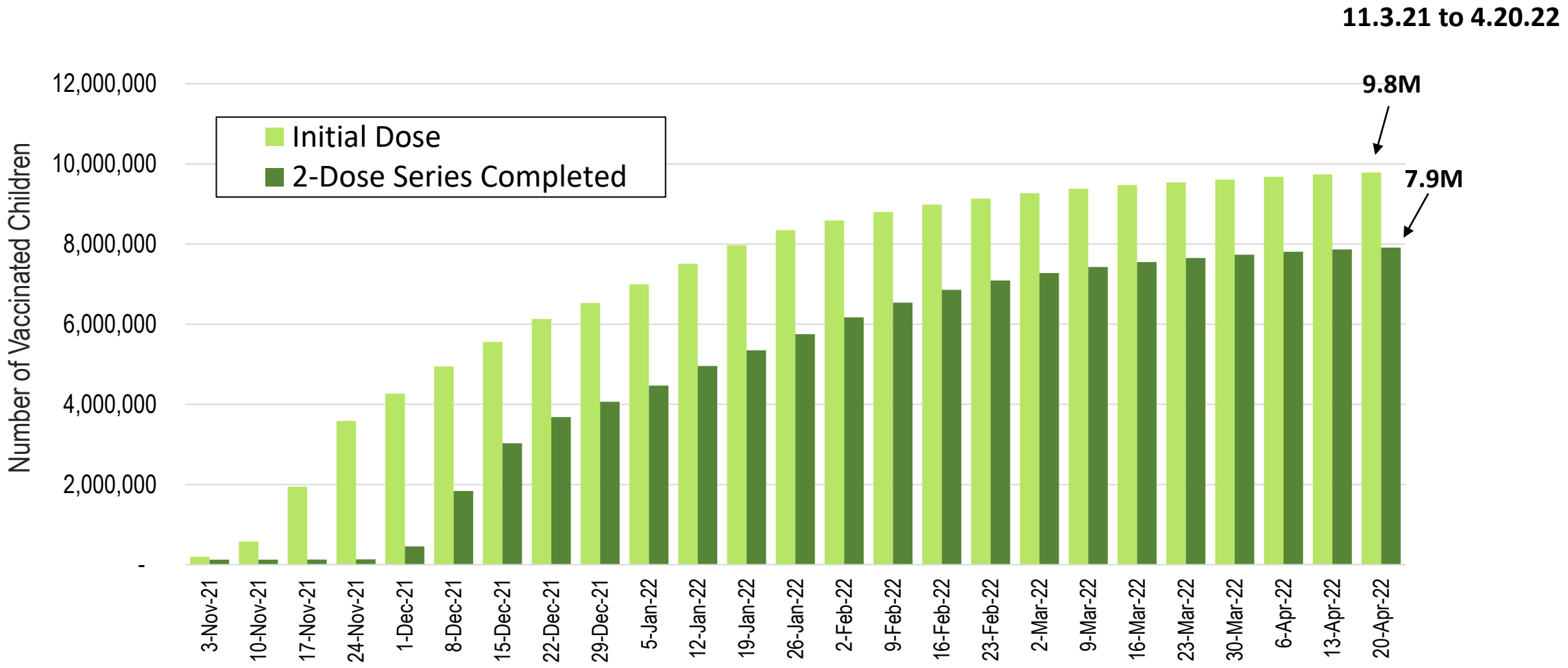

Source: AAP analysis of data series titled "COVID -19 Vaccinations in the United States, Jurisdiction". CDC COVID -19 Data Tracker (URL: https://data.cdc.gov/Vaccinations/COVID-19-Vaccinations-in-the-United-States-Jurisdi/unsk-b7fc). **Note:** Age information was provided with Idaho data since 1.25.2022. Inclusion of this information added 31K initial-dose recipients to the 5-11 age group nationally as of 2.2.2022. Check state web sites for additional or more recent information.

American Academy of Pediatrics
DEDICATED TO THE HEALTH OF ALL CHILDREN®

Proportion of Eligible US Children Ages 5-11 Who Received the Initial Dose of the COVID-19 Vaccine, by State of Residence

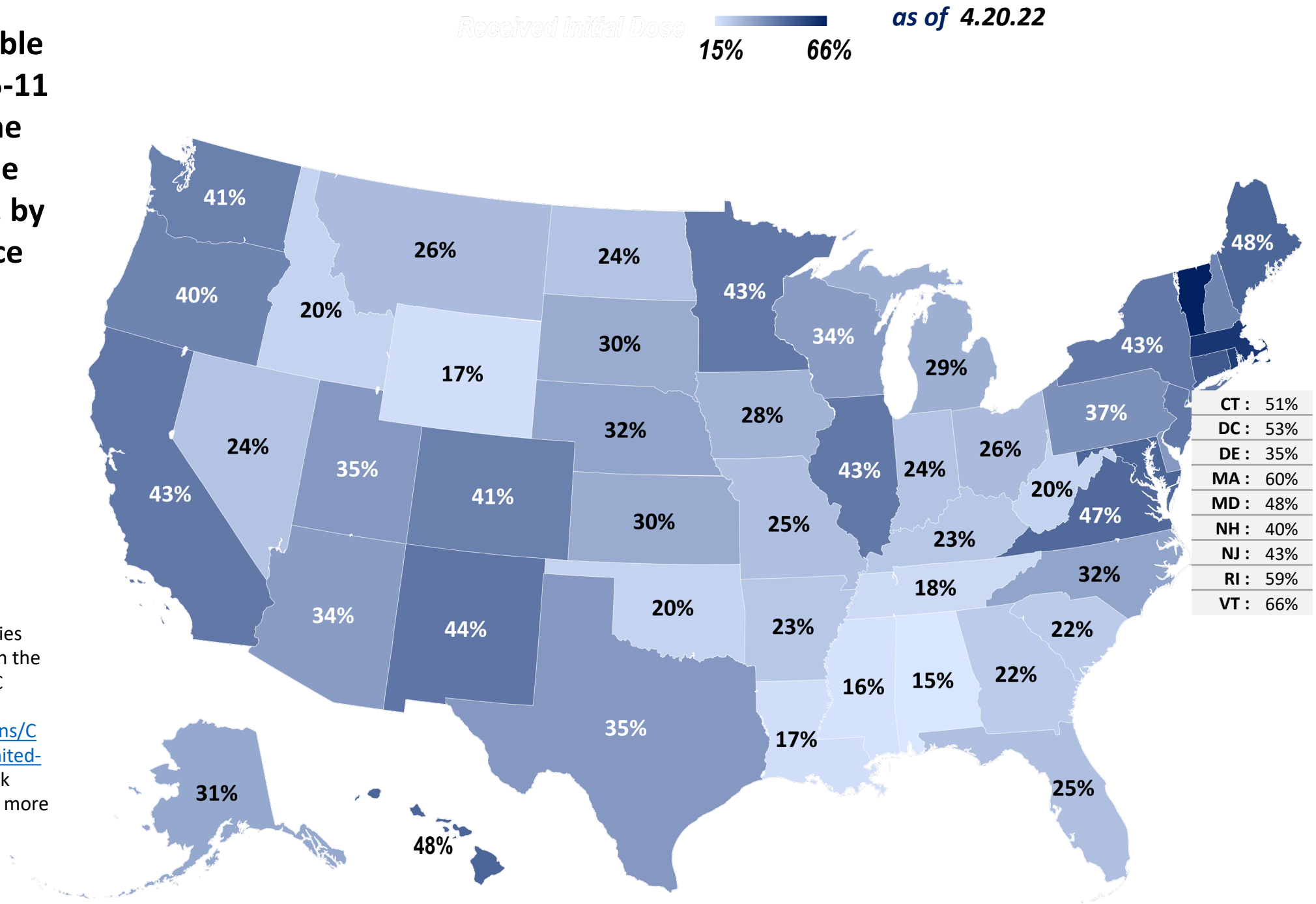

Source: AAP analysis of data series titled "COVID -19 Vaccinations in the United States, Jurisdiction". CDC COVID -19 Data Tracker (URL: https://data.cdc.gov/Vaccinations/COVID-19-Vaccinations-in-the-United-States-Jurisdi/unsk-b7fc). Check state web sites for additional or more recent information.

Proportion of Eligible US Children Ages 5-11 Vaccinated Against COVID-19 by State of Residence

as of 4.20.22

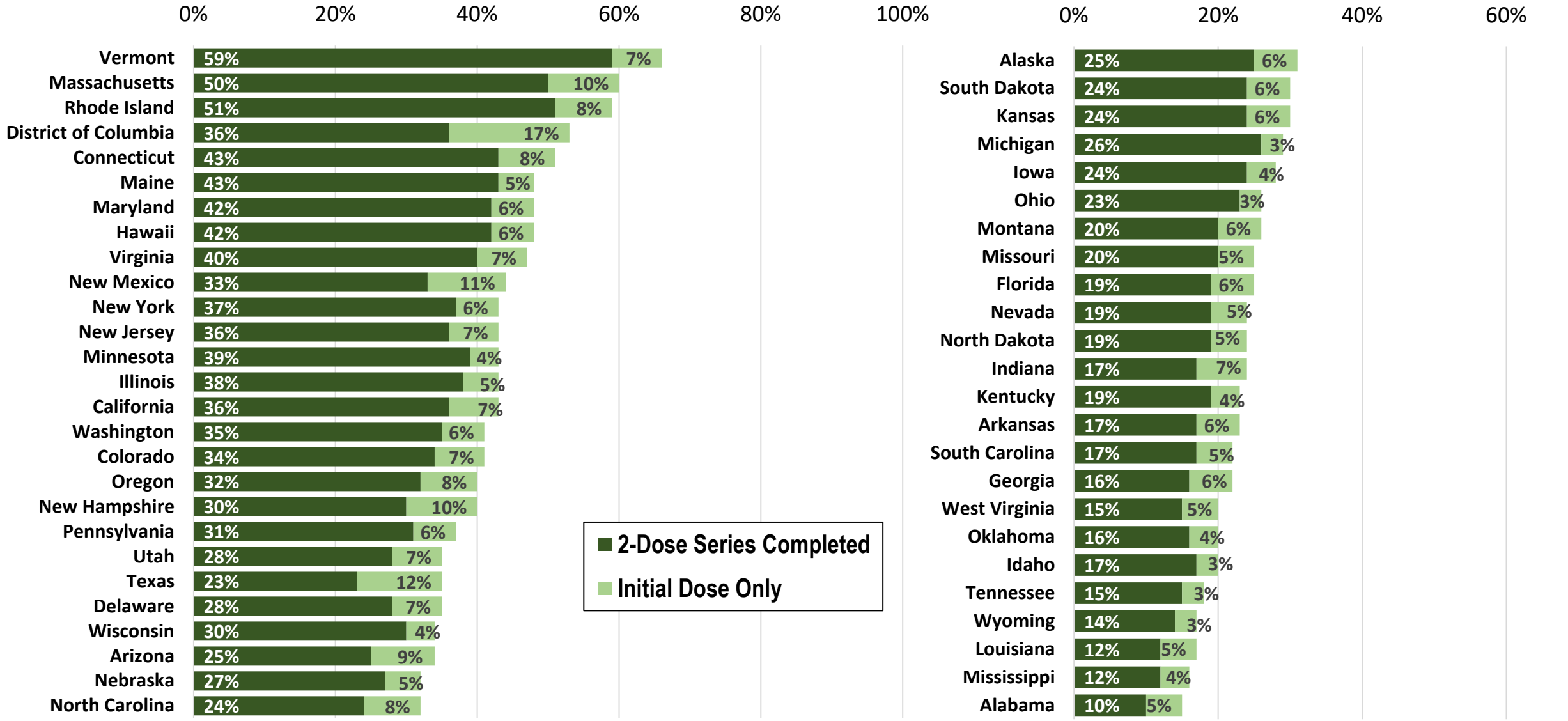

Source: AAP analysis of data series titled "COVID -19 Vaccinations in the United States, Jurisdiction". CDC COVID -19 Data Tracker (URL: https://data.cdc.gov/Vaccinations/COVID-19-Vaccinations-in-the-United-States-Jurisdi/unsk-b7fc). Check state web sites for additional or more recent information.

Initial Dose Among US Children Ages 5-11 ---3 Week Improvement

State	%Children Having Received At Least One Dose		
	3.30.22	4.20.22	*Increase by Percentage Point*
50 States + DC	**33.9%**	**34.5%**	**0.6%**
Alabama	15%	15%	0%
Alaska	30%	31%	1%
Arizona	34%	34%	0%
Arkansas	23%	23%	0%
California	42%	43%	1%
Colorado	41%	41%	0%
Connecticut	50%	51%	1%
Delaware	35%	35%	0%
District of Columbia	52%	53%	1%
Florida	24%	25%	1%
Georgia	21%	22%	1%
Hawaii	47%	48%	1%
Idaho	19%	20%	1%
Illinois*	--	43%	--
Indiana	23%	24%	1%
Iowa	27%	28%	1%
Kansas	30%	30%	0%
Kentucky	23%	23%	0%
Louisiana	16%	17%	1%
Maine	48%	48%	0%
Maryland	47%	48%	1%
Massachusetts	60%	60%	0%
Michigan	29%	29%	0%
Minnesota	43%	43%	0%
Mississippi	15%	16%	1%

State (continued)	%Children Having Received At Least One Dose		
	3.30.22	4.20.22	*Increase by Percentage Point*
Missouri	25%	25%	0%
Montana	25%	26%	1%
Nebraska	31%	32%	1%
Nevada	23%	24%	1%
New Hampshire*	--	40%	--
New Jersey	43%	43%	0%
New Mexico	43%	44%	1%
New York	43%	43%	0%
North Carolina	31%	32%	1%
North Dakota	24%	24%	0%
Ohio	26%	26%	0%
Oklahoma	20%	20%	0%
Oregon	40%	40%	0%
Pennsylvania	37%	37%	0%
Rhode Island	58%	59%	1%
South Carolina	22%	22%	0%
South Dakota	30%	30%	0%
Tennessee	18%	18%	0%
Texas	33%	35%	2%
Utah	34%	35%	1%
Vermont	65%	66%	1%
Virginia	46%	47%	1%
Washington	40%	41%	1%
West Virginia	19%	20%	1%
Wisconsin	33%	34%	1%
Wyoming	17%	17%	0%

Source: AAP analysis of data series titled "COVID -19 Vaccinations in the United States, Jurisdiction". CDC COVID -19 Data Tracker (URL: https://data.cdc.gov/Vaccinations/COVID-19-Vaccinations-in-the-United-States-Jurisdi/unsk-b7fc). * Data reported for state went through frequent revisions in recent weeks. Check state web sites for additional or more recent information.

Children Ages 12-17

Next 6 Slides

Weekly Increase in the Number of US Children Ages 12-17 Receiving Their Initial COVID-19 Vaccination

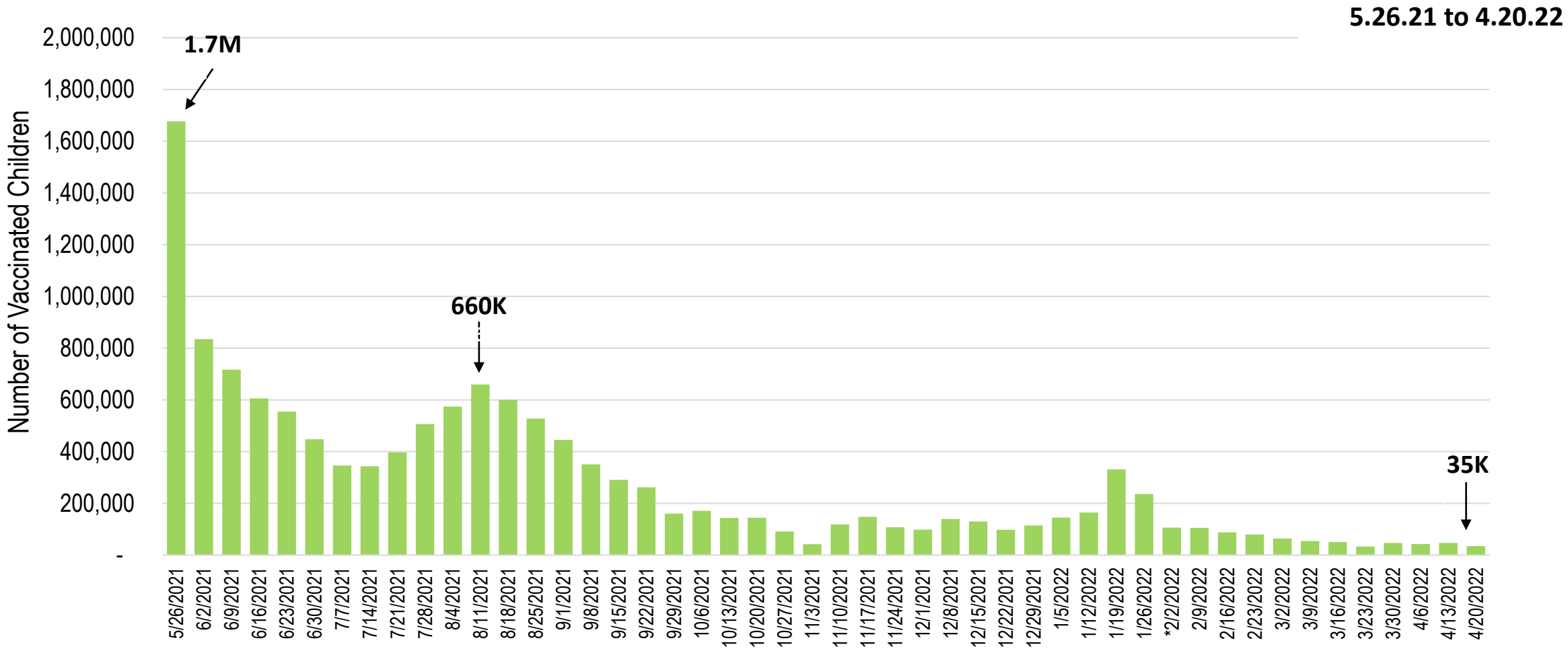

Source: AAP analysis of data series titled "COVID -19 Vaccinations in the United States, Jurisdiction". CDC COVID -19 Data Tracker (URL: https://data.cdc.gov/Vaccinations/COVID-19-Vaccinations-in-the-United-States-Jurisdi/unsk-b7fc). **Notes:** Age information was provided with Idaho data since 1.25.2022. Inclusion of this information added 67K initial dose recipients to the 12-17 group nationally as of 2.2.2022. * Does not include California - recipients ages 12-17 cannot be calculated for the State for the week of 2.2.2022 after CA revised their report of cumulative initial dose recipients down by 103K. Check state web sites for additional or more recent information.

Weekly Increase in Initial and Completed COVID-19 Vaccination for US Children Ages 12-17

5.26.21 to 4.20.22

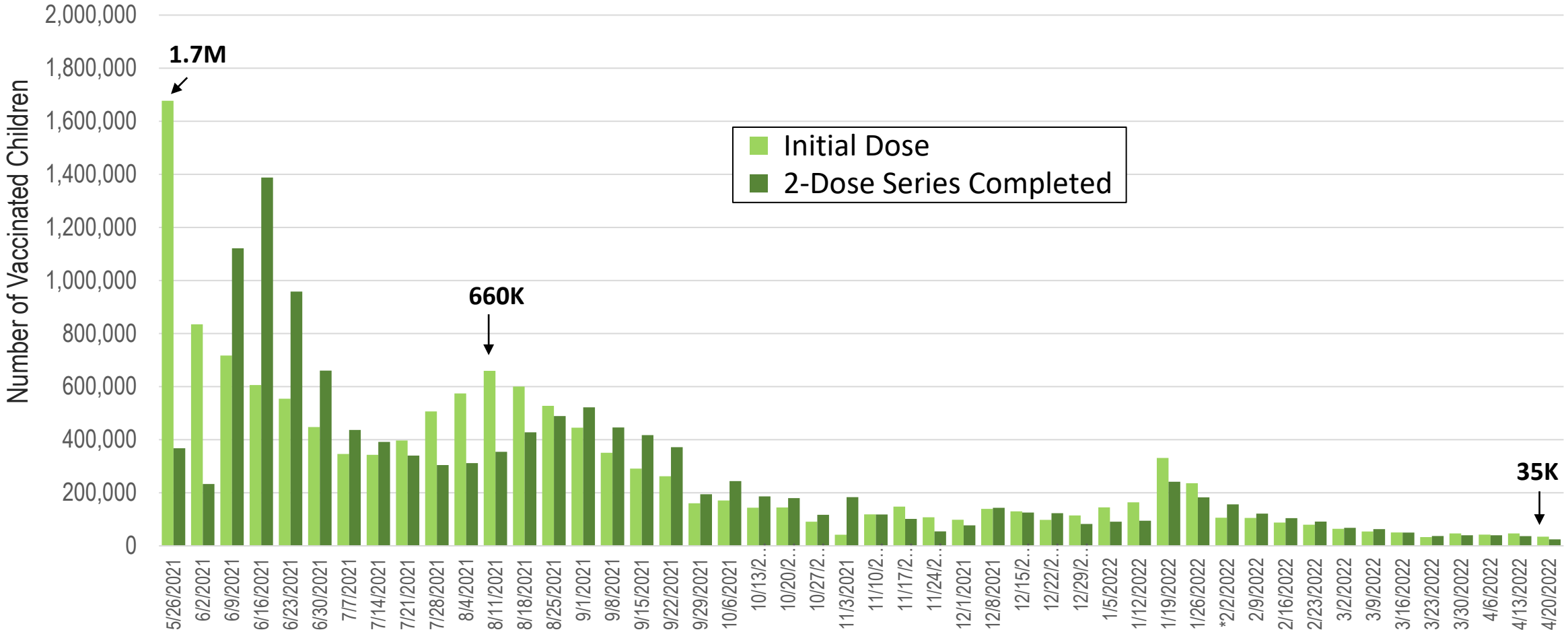

Source: AAP analysis of data series titled "COVID -19 Vaccinations in the United States, Jurisdiction". CDC COVID -19 Data Tracker (URL: https://data.cdc.gov/Vaccinations/COVID-19-Vaccinations-in-the-United-States-Jurisdi/unsk-b7fc). **Notes:** Age information was provided with Idaho data since 1.25.2022. Inclusion of this information added 67K initial dose recipients to the 12-17 group nationally as of 2.2.2022. * Does not include California - recipients ages 12-17 cannot be calculated for the State for the week of 2.2.2022 after CA revised their report of cumulative initial dose recipients down by 103K. Check state web sites for additional or more recent information.

Cumulative Number of US COVID-19 Vaccine Recipients Ages 12-17

5.19.21 to 4.20.22

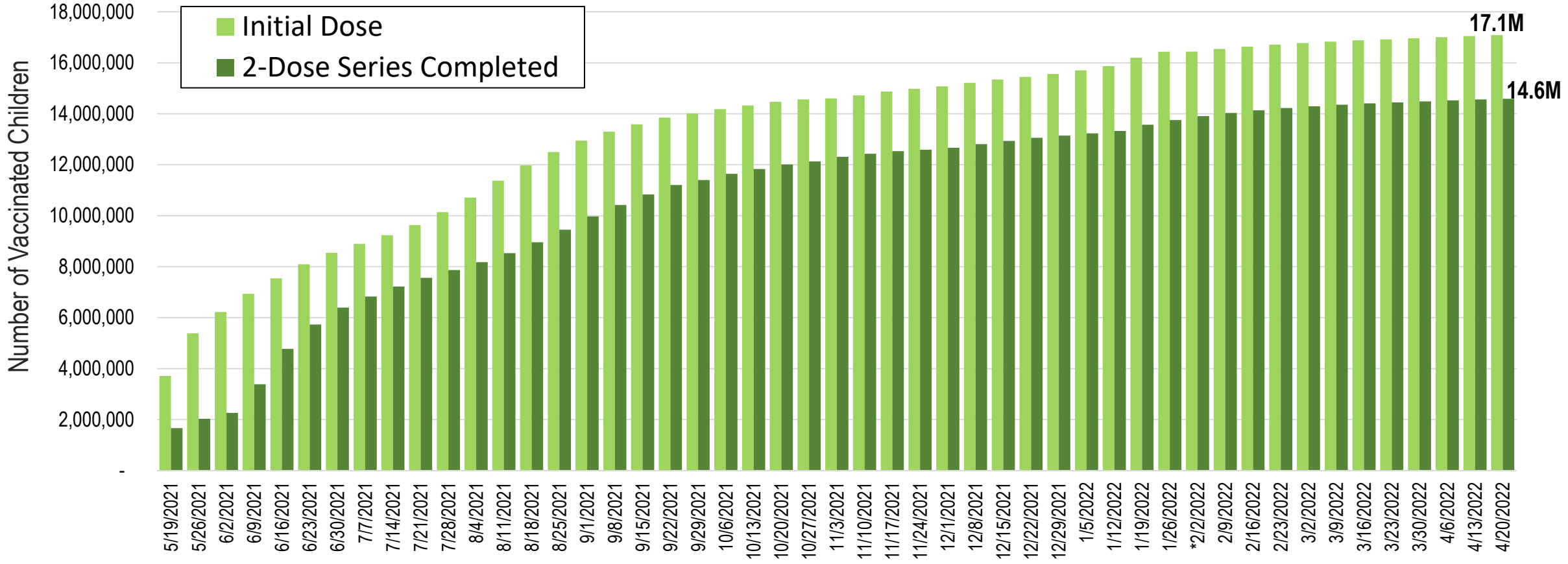

Source: AAP analysis of data series titled "COVID -19 Vaccinations in the United States, Jurisdiction". CDC COVID -19 Data Tracker (URL: https://data.cdc.gov/Vaccinations/COVID-19-Vaccinations-in-the-United-States-Jurisdi/unsk-b7fc). **Notes:** Age information was provided with Idaho data since 1.25.2022. Inclusion of this information added 67K initial dose recipients to the 12-17 group nationally as of 2.2.2022. *California revised their report of cumulative initial dose recipients down by 103K the week of 2.2.2022. Check state web sites for additional or more recent information.

Proportion of Eligible US Children Ages 12-17 Who Received the Initial Dose of the COVID-19 Vaccine, by State of Residence

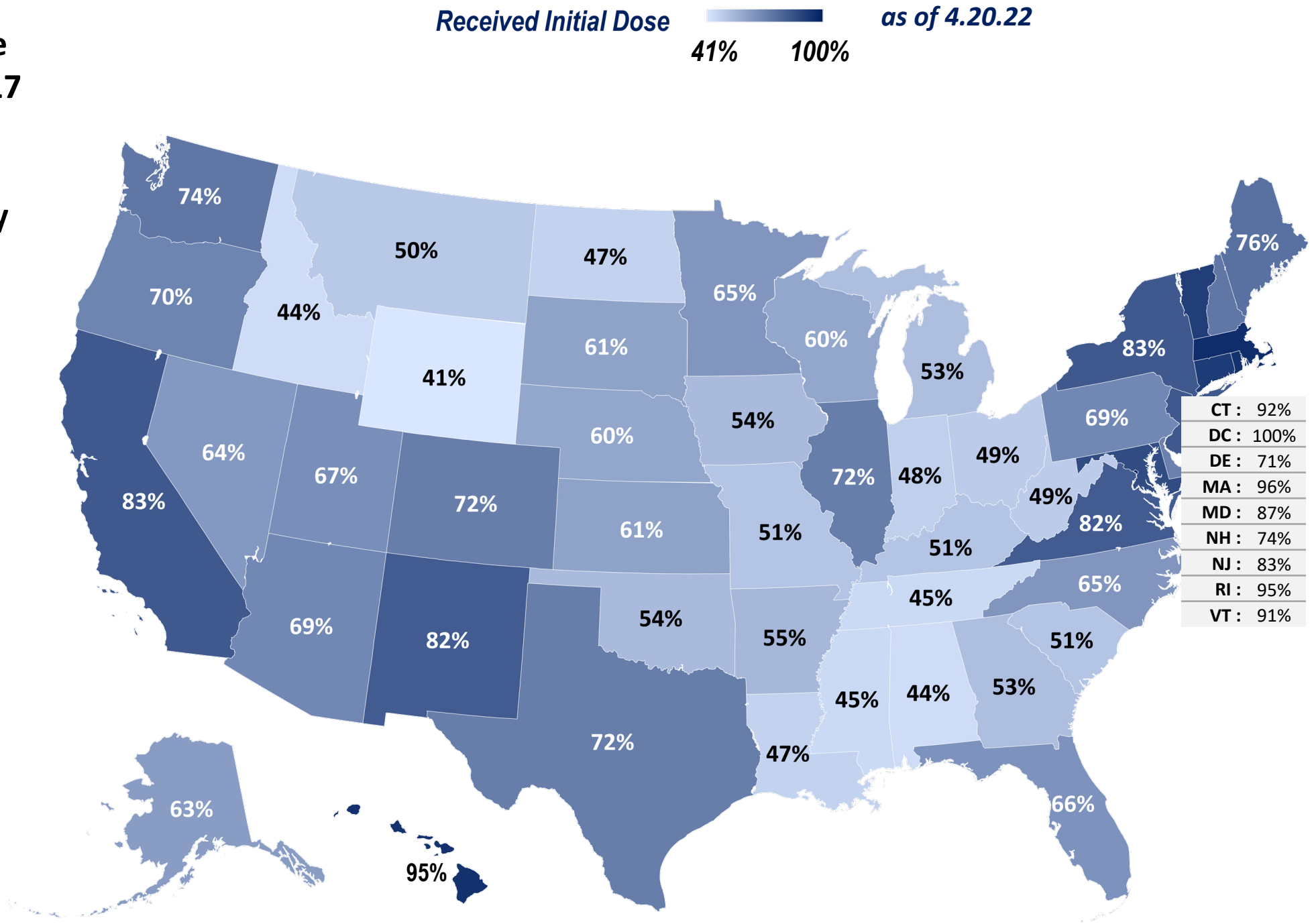

Source: AAP analysis of data series titled "COVID -19 Vaccinations in the United States, Jurisdiction". CDC COVID -19 Data Tracker (URL: https://data.cdc.gov/Vaccinations/COVID-19-Vaccinations-in-the-United-States-Jurisdi/unsk-b7fc). Check state web sites for additional or more recent information.

Proportion of Eligible US Children Ages 12-17 Vaccinated Against COVID-19 by State of Residence

as of 4.20.22

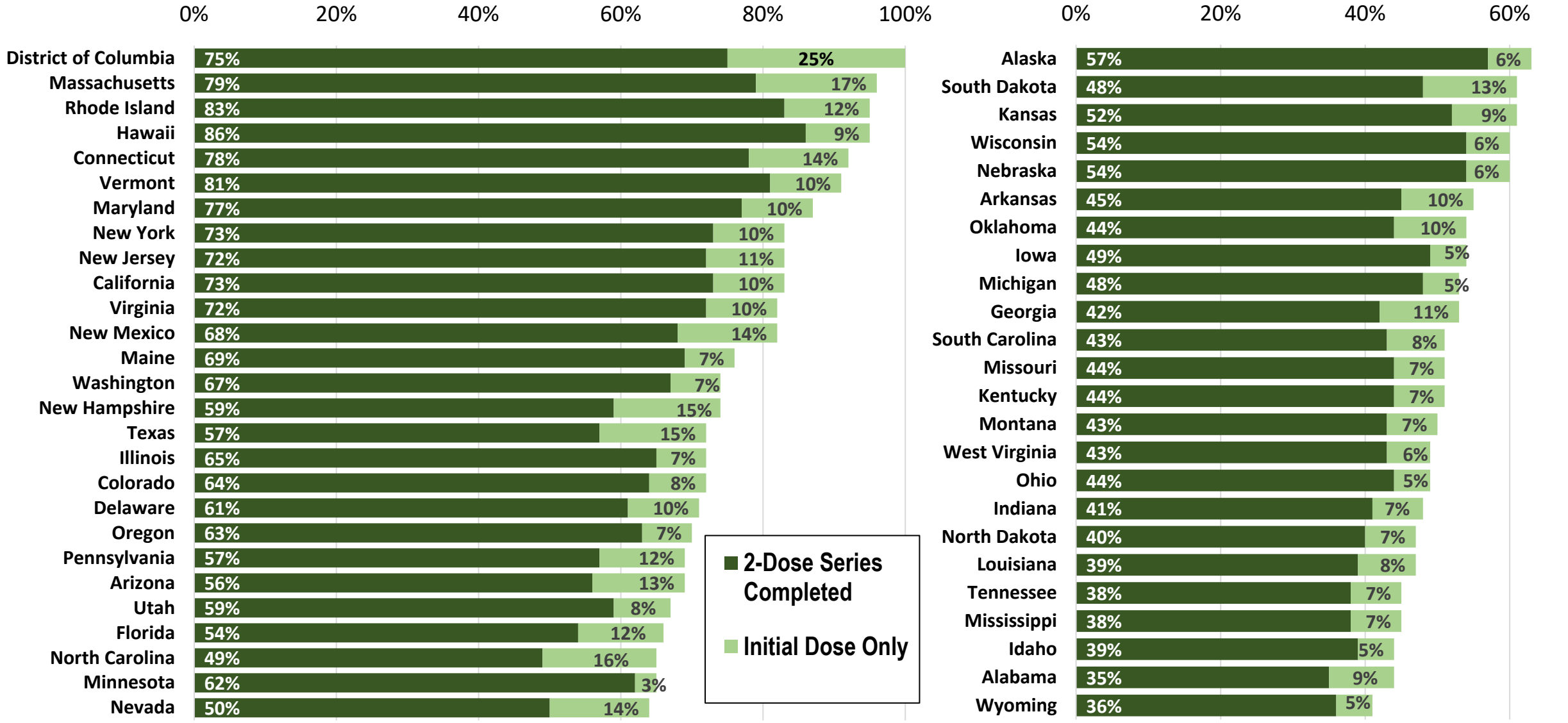

Source: AAP analysis of data series titled "COVID -19 Vaccinations in the United States, Jurisdiction". CDC COVID -19 Data Tracker (URL: https://data.cdc.gov/Vaccinations/COVID-19-Vaccinations-in-the-United-States-Jurisdi/unsk-b7fc). Check state web sites for additional or more recent information.

Initial Dose Among US Children Ages 12-17 ---3 Week Improvement

State	%Children Having Received At Least One Dose		
	3.30.22	4.20.22	*Increase by Percentage Point*
50 States + DC	**67.5%**	**68.0%**	**0.5%**
Alabama	44%	44%	0%
Alaska	63%	63%	0%
Arizona	68%	69%	1%
Arkansas	55%	55%	0%
California	82%	83%	1%
Colorado	72%	72%	0%
Connecticut	92%	92%	0%
Delaware	71%	71%	0%
District of Columbia	100%	100%	--
Florida	65%	66%	1%
Georgia	52%	53%	1%
Hawaii	95%	95%	0%
Idaho	43%	44%	1%
Illinois*	--	72%	--
Indiana	47%	48%	1%
Iowa	54%	54%	0%
Kansas	61%	61%	0%
Kentucky	50%	51%	1%
Louisiana	47%	47%	0%
Maine	76%	76%	0%
Maryland	86%	87%	1%
Massachusetts	95%	96%	1%
Michigan	52%	53%	1%
Minnesota	65%	65%	0%
Mississippi	45%	45%	0%

State (continued)	%Children Having Received At Least One Dose		
	3.30.22	4.20.22	*Increase by Percentage Point*
Missouri	51%	51%	0%
Montana	50%	50%	0%
Nebraska	60%	60%	0%
Nevada	64%	64%	0%
New Hampshire*	--	74%	--
New Jersey	83%	83%	0%
New Mexico	81%	82%	1%
New York	83%	83%	0%
North Carolina	64%	65%	1%
North Dakota	47%	47%	0%
Ohio	49%	49%	0%
Oklahoma	54%	54%	0%
Oregon	69%	70%	1%
Pennsylvania	69%	69%	0%
Rhode Island	95%	95%	0%
South Carolina	51%	51%	0%
South Dakota	61%	61%	0%
Tennessee	44%	45%	1%
Texas	71%	72%	1%
Utah	66%	67%	1%
Vermont	91%	91%	0%
Virginia	81%	82%	1%
Washington	74%	74%	0%
West Virginia	49%	49%	0%
Wisconsin	60%	60%	0%
Wyoming	40%	41%	1%

Source: AAP analysis of data series titled "COVID -19 Vaccinations in the United States, Jurisdiction". CDC COVID -19 Data Tracker (URL: https://data.cdc.gov/Vaccinations/COVID-19-Vaccinations-in-the-United-States-Jurisdi/unsk-b7fc). * Data reported for state went through frequent revisions in recent weeks. Check state web sites for additional or more recent information.

US Population by Age Group, 2020

In 2020, children (72.8M under Age 18) made up **22.2%** of the total US population

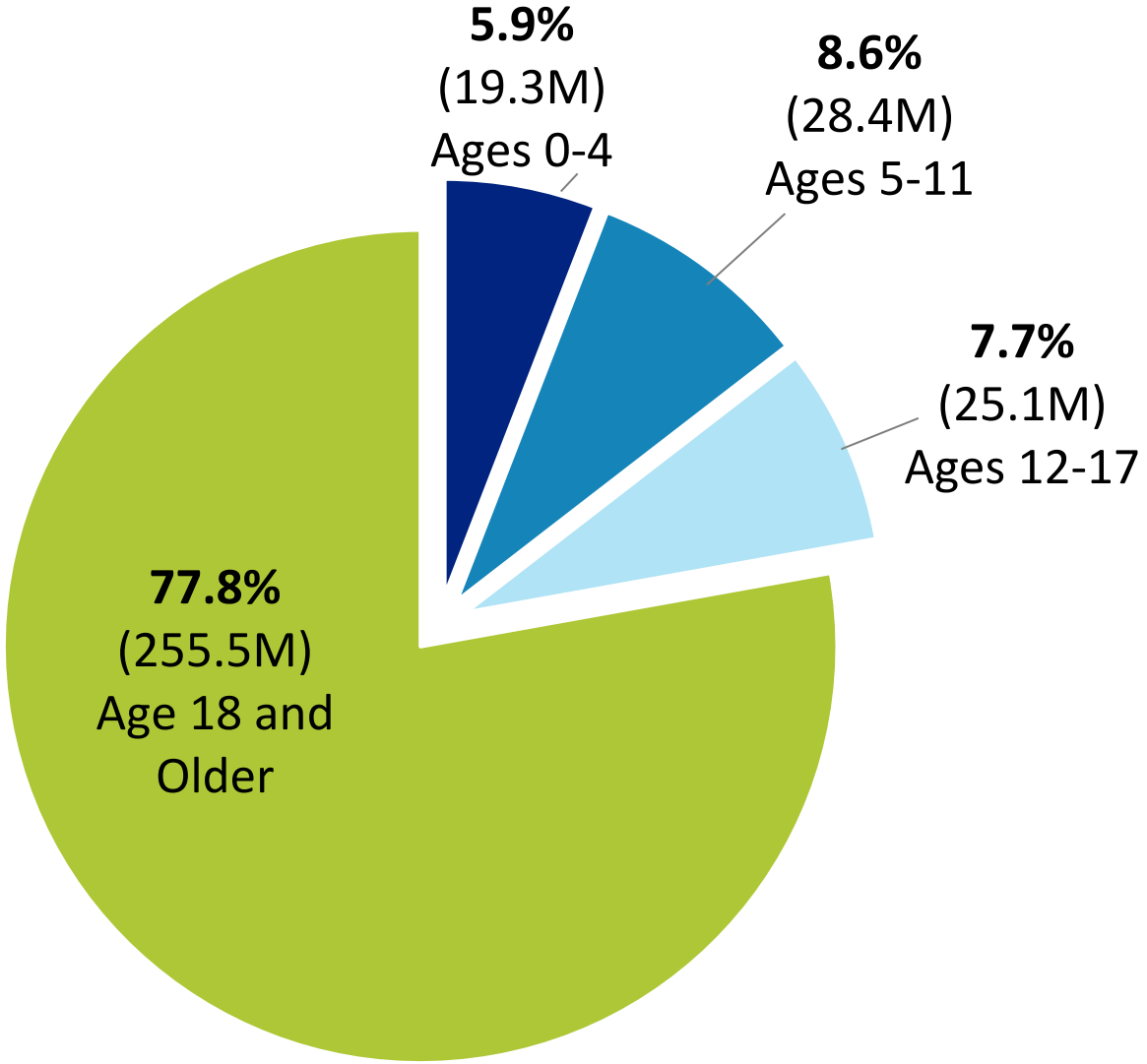

Source: AAP analysis of report published by US Bureau of Census on June 17, 2021: State Population by Characteristics: 2010-2020. Single Year of Age and Sex for the Civilian Population. [Link: State Population by Characteristics: 2010-2020 (census.gov)]

Data Sources and Methods

- This report includes US COVID-19 vaccine child recipients based on provisional data released by the CDC in a data series titled "COVID-19 Vaccinations in the United States, Jurisdiction." (URL: https://data.cdc.gov/Vaccinations/COVID-19-Vaccinations-in-the-United-States-Jurisdi/unsk-b7fc).
- Cumulative trends and weekly changes are updated weekly as the CDC revises and updates its data series. Sporadic child vaccinations prior to May are included in the cumulative counts although not shown by week in the charts.
- Individual states may have additional or more recent information on their web sites. State population totals are based on 2020 population projections published by the US Census Bureau (URL: https://www.census.gov/programs-surveys/popest/technical-documentation/research/evaluation-estimates/2020-evaluation-estimates/2010s-state-detail.html).

Contact Information

- For technical questions, please contact:

William Cull, PhD
Senior Director, Research
American Academy of Pediatrics
wcull@aap.org

- For media inquiries, please contact:

Lisa Black
Media Relations
American Academy of Pediatrics
lblack@aap.org

or

Emily Rosenbaum
Media Relations
American Academy of Pediatrics
erosenbaum@aap.org