

Children and COVID-19 Vaccinations Trends

**AAP Analysis of Data Posted by the Centers for Disease Control and Prevention
as of March 16, 2022**

American Academy of Pediatrics
DEDICATED TO THE HEALTH OF ALL CHILDREN®



Updated Version of the Vaccination Report

Please note the following changes to the methods in this weekly report:

A. Child Age Groupings:

12-17 year-olds: We are combining data for 12-15 and 16-17 year-olds. COVID-19 vaccines have been available for all in this group since 5.10.21.

5-11 year-olds: COVID-19 vaccines became available for this age group 11.2.21. Vaccination data specific to this group was made available in CDC public-use data 3 weeks later. We will be tracking vaccination for this group separate from 12-17 year-olds.

B. Data Sources: In reports up through 11.10.21, we used 2 different sources from the CDC to provide breakouts by age and geography: “Demographic Trends of People Receiving COVID-19 Vaccinations in the United States” (URL: <https://covid.cdc.gov/covid-data-tracker/#vaccination-demographics-trends>) and “COVID-19 Vaccinations in the United States, Jurisdiction” (URL: <https://data.cdc.gov/Vaccinations/COVID-19-Vaccinations-in-the-United-States-Jurisdiction/unsk-b7fc>). To combine ages 12-17, we are using only the jurisdiction file which may create minor shifts in the cumulative trends.

Interested readers should refer to the CDC and individual states where more information might be available.



COVID-19 Vaccine Eligibility: Timeline for Children

The FDA issued the first Emergency Use Authorization (EUA) for use of the Pfizer-BioNTech COVID-19 Vaccine in **people 16 years and older** on 12.11.2020, followed by ACIP recommendations and CDC approval for its use on 12.13.2020. However, the vaccine was not available for the non-elderly general public in most states until sometime in the Spring of 2021. Persons aged 16+ in Massachusetts, for example, started to receive their first COVID shots on 4.19.2021.

The FDA approved the use of the Pfizer-BioNTech COVID-19 Vaccine in **children ages 12 to 15** on an emergency use basis on 5.10.2021, followed by ACIP recommendation and CDC approval the same week.

The FDA issued an EUA for the Pfizer-BioNTech COVID-19 Vaccine for **children ages 5 to 11** on 10.29.2021, followed by ACIP recommendation and CDC approval on 11.2.2021.



Status of COVID-19 Vaccinations for US Children as of 3.16.2022

Children Ages 5-11 Years

- ❑ 9.5 million (33%) US children ages 5-11 have received their initial dose of COVID-19 vaccine.
- ❑ 7.5 million (27%) of these children completed the 2-dose vaccination series.
- ❑ Vaccination rates vary highly across states, from 15% to 65% of children 5-11 receiving their first vaccine.

Children Ages 12-17 Years

- ❑ 16.9 million (67%) US children ages 12-17 have received their initial dose of COVID-19 vaccine.
- ❑ 14.4 million (57%) of these children completed the 2-dose vaccination series.
- ❑ At this time about 8.3 million children 12-17 have yet to receive their initial COVID-19 vaccine dose. This past week about 50,000 received their first vaccine.
- ❑ Vaccination rates vary highly across states: In 13 states, over 3 quarters of 12-17 year-olds have received their initial dose; in 10 states, under half have received their first vaccine.

Source: AAP analysis of data series titled “COVID -19 Vaccinations in the United States, Jurisdiction”. CDC COVID -19 Data Tracker (URL: <https://data.cdc.gov/Vaccinations/COVID-19-Vaccinations-in-the-United-States-Jurisdi/uns-k-b7fc>). **Notes:** Age information was provided with Idaho data since 1.25.2022. Inclusion of this information added 31K initial-dose recipients to the 5-11 age group, and 67K to the 12-17 group nationally as of 2.2.2022. Check state web sites for additional or more recent information.



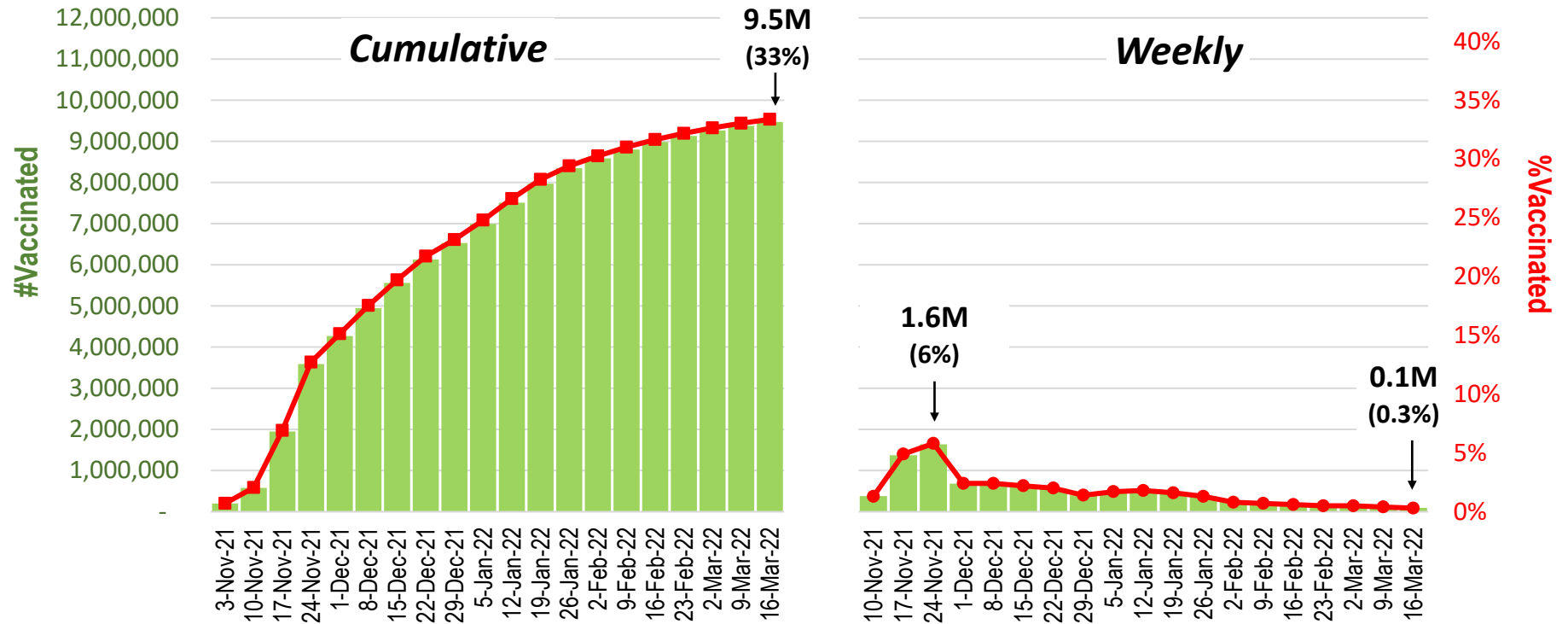
COVID-19 Vaccinations for US Children Ages 5-11

11.3.21 to 3.16.2022

US Children Ages 5-11 Receiving Their Initial COVID-19 Vaccination

As of March 16:
9.5 million (33%)
 US children ages
 5-11 had received
 their initial dose
 of COVID-19
 vaccine

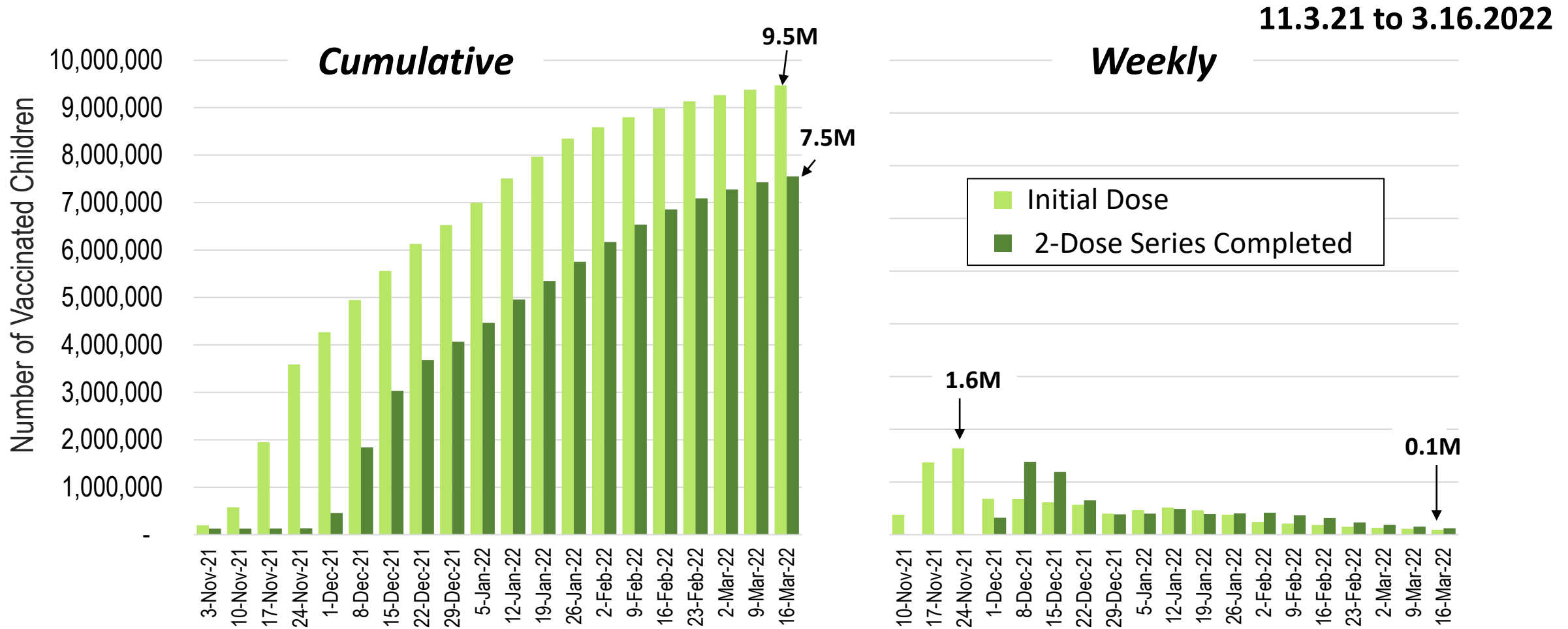
Per public-use data
 from the CDC



Source: AAP analysis of data series titled “COVID -19 Vaccinations in the United States, Jurisdiction”. CDC COVID -19 Data Tracker (URL: <https://data.cdc.gov/Vaccinations/COVID-19-Vaccinations-in-the-United-States-Jurisdiction/unsk-b7fc>). **Note:** Age information was provided with Idaho data since 1.25.2022. Inclusion of this information added 31K initial-dose recipients to the 5-11 age group nationally as of 2.2.2022. Check state web sites for additional or more recent information.



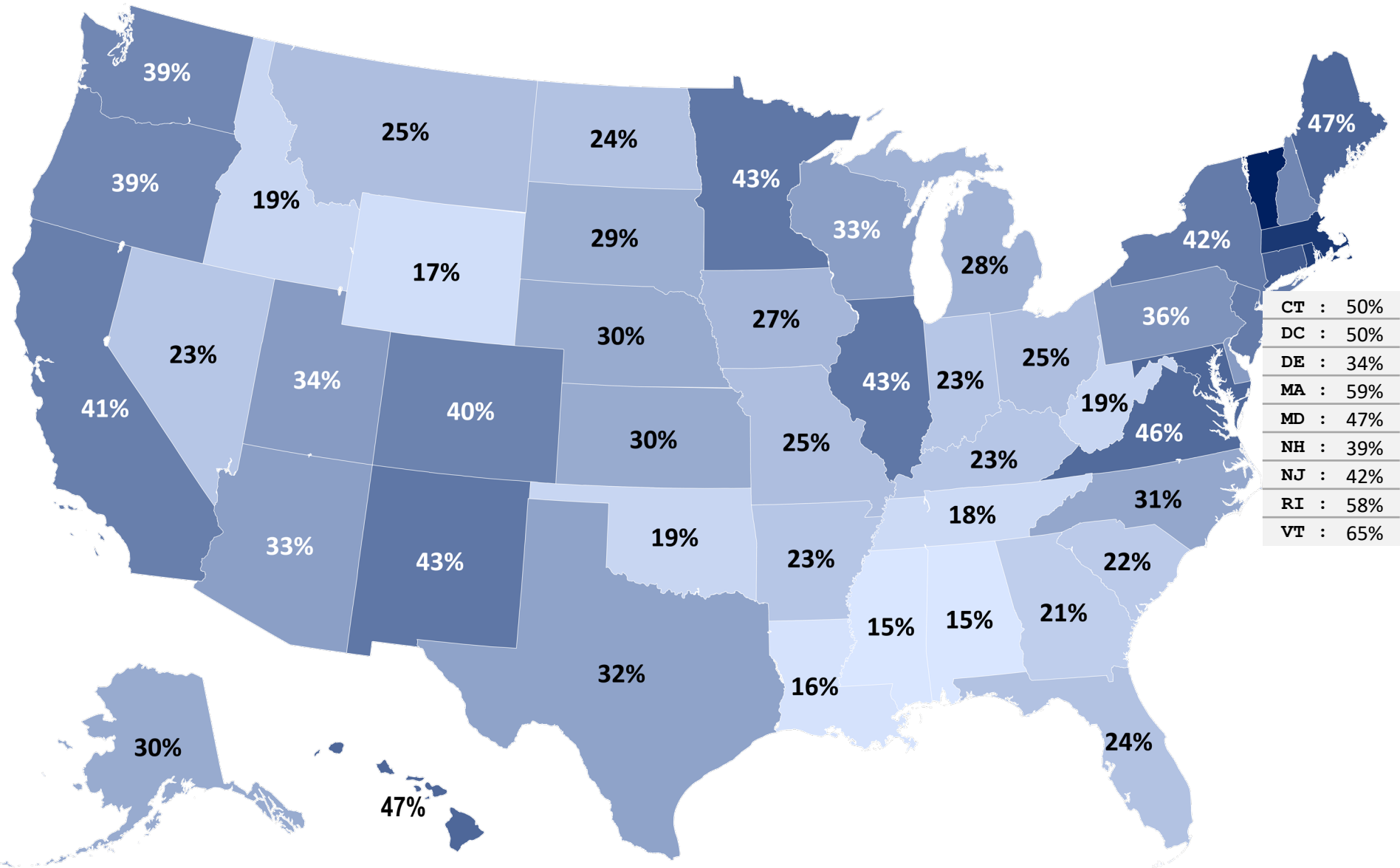
Cumulative and Weekly Number of US COVID-19 Vaccine Recipients Ages 5-11



Source: AAP analysis of data series titled “COVID -19 Vaccinations in the United States, Jurisdiction”. CDC COVID -19 Data Tracker (URL: <https://data.cdc.gov/Vaccinations/COVID-19-Vaccinations-in-the-United-States-Jurisdiction/uns-k-b7fc>). **Note:** Age information was provided with Idaho data since 1.25.2022. Inclusion of this information added 31K initial-dose recipients to the 5-11 age group nationally as of 2.2.2022. Check state web sites for additional or more recent information.

Proportion of Eligible US Children Ages 5-11 Who Received the Initial Dose of the COVID-19 Vaccine, by State of Residence

Received Initial Dose as of 3.16.2022
 15% 65%



Source: AAP analysis of data series titled "COVID -19 Vaccinations in the United States, Jurisdiction". CDC COVID -19 Data Tracker (URL: <https://data.cdc.gov/Vaccinations/COVID-19-Vaccinations-in-the-United-States-Jurisdiction/unsk-b7fc>). Check state web sites for additional or more recent information.

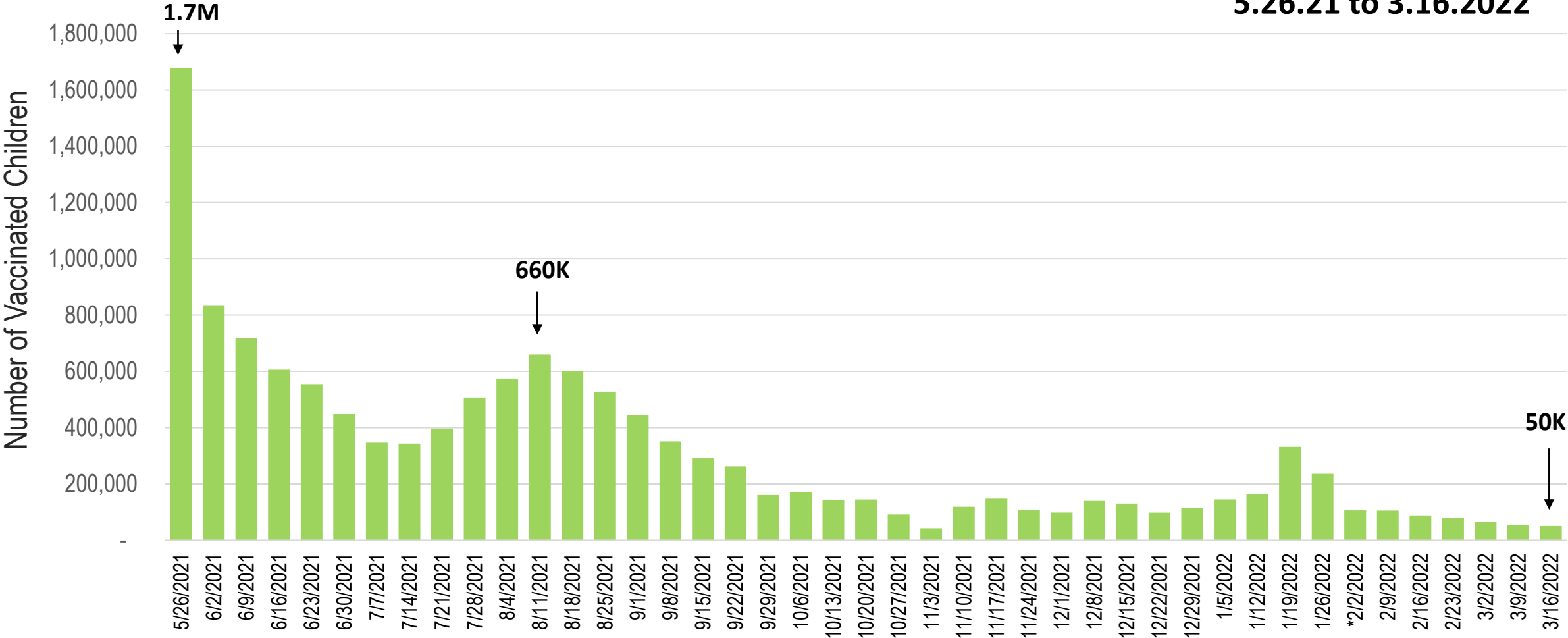
Initial Dose Among Eligible US Children Ages 5-11 ---3 Week Improvement

State	%Children Having Received At Least One Dose			State (continued)	%Children Having Received At Least One Dose		
	2.23.22	3.16.22	<i>Increase by Percentage Point</i>		2.23.22	3.16.22	<i>Increase by Percentage Point</i>
50 States + DC	32%	33%	1%	Missouri	24%	25%	1%
Alabama	14%	15%	1%	Montana	24%	25%	1%
Alaska	28%	30%	2%	Nebraska	29%	30%	1%
Arizona	31%	33%	2%	Nevada	22%	23%	1%
Arkansas	22%	23%	1%	New Hampshire	--	39%	*
California	40%	41%	1%	New Jersey	41%	42%	1%
Colorado	39%	40%	1%	New Mexico	41%	43%	2%
Connecticut	48%	50%	2%	New York	41%	42%	1%
Delaware	33%	34%	1%	North Carolina	30%	31%	1%
District of Columbia	48%	50%	2%	North Dakota	23%	24%	1%
Florida	23%	24%	1%	Ohio	25%	25%	0%
Georgia	20%	21%	1%	Oklahoma	19%	19%	0%
Hawaii	46%	47%	1%	Oregon	38%	39%	1%
Idaho	19%	19%	0%	Pennsylvania	35%	36%	1%
Illinois	42%	43%	1%	Rhode Island	55%	58%	3%
Indiana	22%	23%	1%	South Carolina	20%	22%	2%
Iowa	26%	27%	1%	South Dakota	29%	29%	0%
Kansas	29%	30%	1%	Tennessee	17%	18%	1%
Kentucky	22%	23%	1%	Texas	29%	32%	3%
Louisiana	14%	16%	2%	Utah	33%	34%	1%
Maine	46%	47%	1%	Vermont	64%	65%	1%
Maryland	45%	47%	2%	Virginia	44%	46%	2%
Massachusetts	58%	59%	1%	Washington	38%	39%	1%
Michigan	28%	28%	0%	West Virginia	18%	19%	1%
Minnesota	42%	43%	1%	Wisconsin	32%	33%	1%
Mississippi	14%	15%	1%	Wyoming	17%	17%	0%

Source: AAP analysis of data series titled “COVID -19 Vaccinations in the United States, Jurisdiction”. CDC COVID -19 Data Tracker (URL: <https://data.cdc.gov/Vaccinations/COVID-19-Vaccinations-in-the-United-States-Jurisdi/uns-k-b7fc>). * New Hampshire revised the state’s cumulative count of 5-11 year-old recipients of initial dose by 2.7K the week ending 3.2.2022, and by another 1.6K the week ending 3.16.2022. Check state web sites for additional or more recent information.

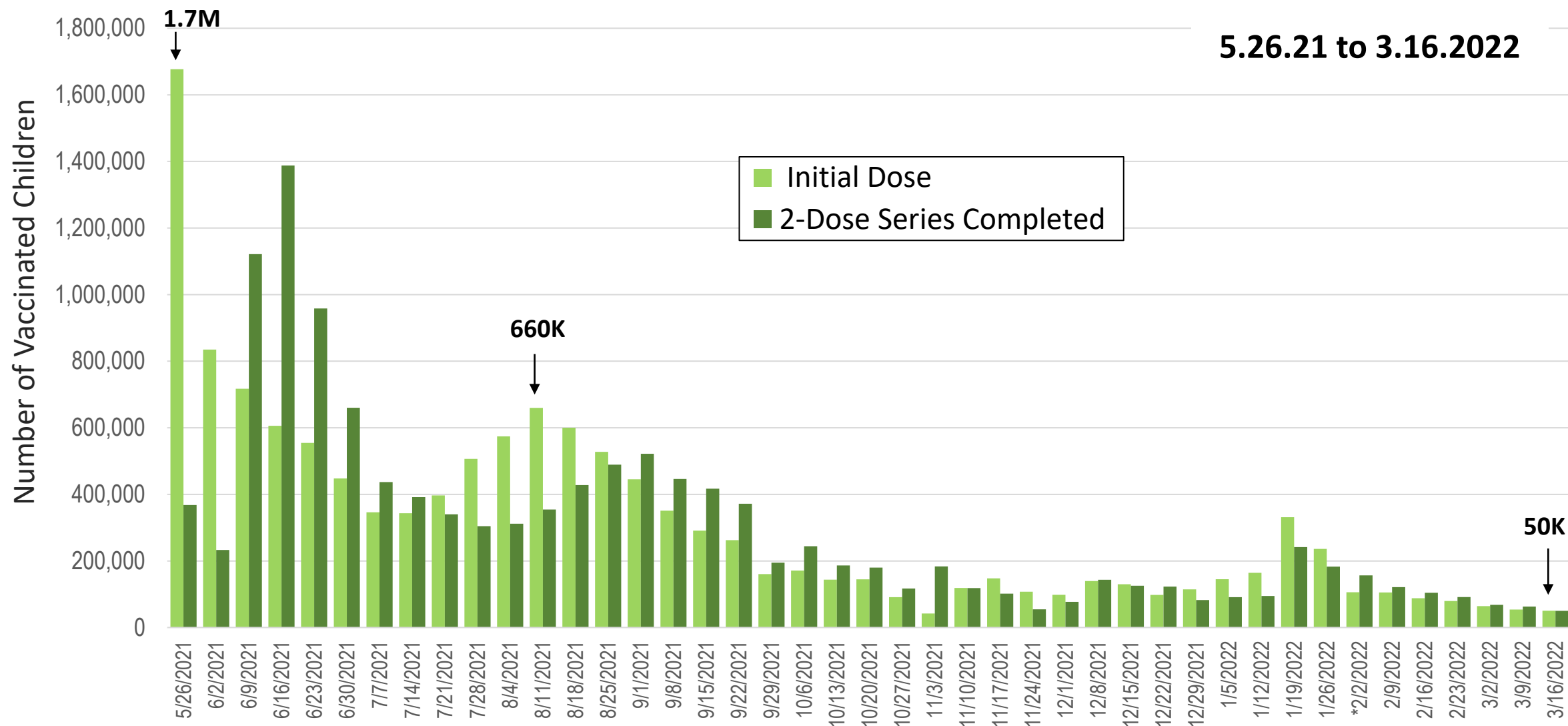
Weekly Increase in the Number of Eligible US Children Ages 12-17 Receiving Their Initial COVID-19 Vaccination

5.26.21 to 3.16.2022



Source: AAP analysis of data series titled "COVID -19 Vaccinations in the United States, Jurisdiction". CDC COVID -19 Data Tracker (URL: <https://data.cdc.gov/Vaccinations/COVID-19-Vaccinations-in-the-United-States-Jurisdiction/unsk-b7fc>). **Notes:** Age information was provided with Idaho data since 1.25.2022. Inclusion of this information added 67K initial dose recipients to the 12-17 group nationally as of 2.2.2022. * Does not include California - recipients ages 12-17 cannot be calculated for the State for the week of 2.2.2022 after CA revised their report of cumulative initial dose recipients down by 103K. Check state web sites for additional or more recent information.

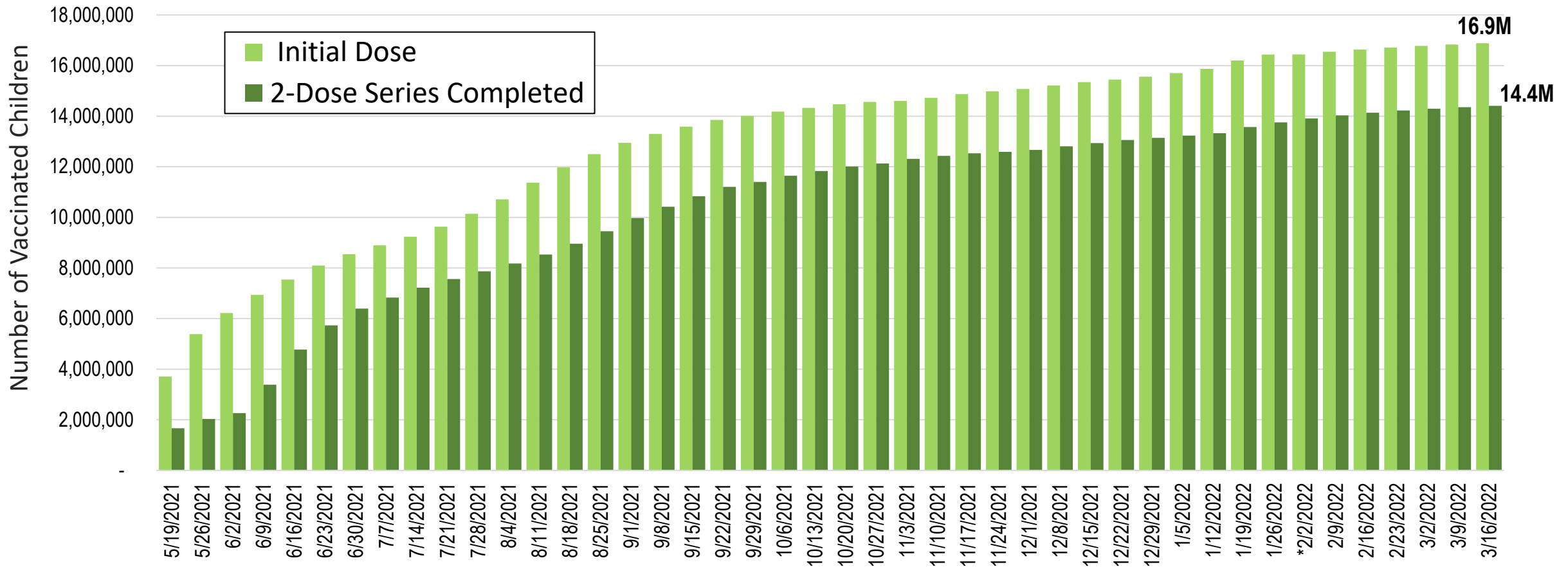
Weekly Increase in Initial and Completed COVID-19 Vaccination for Eligible US Children Ages 12-17



Source: AAP analysis of data series titled “COVID -19 Vaccinations in the United States, Jurisdiction”. CDC COVID -19 Data Tracker (URL: <https://data.cdc.gov/Vaccinations/COVID-19-Vaccinations-in-the-United-States-Jurisdiction>). **Notes:** Age information was provided with Idaho data since 1.25.2022. Inclusion of this information added 67K initial dose recipients to the 12-17 group nationally as of 2.2.2022. * Does not include California - recipients ages 12-17 cannot be calculated for the State for the week of 2.2.2022 after CA revised their report of cumulative initial dose recipients down by 103K. Check state web sites for additional or more recent information.

Cumulative Number of US COVID-19 Vaccine Recipients Ages 12-17

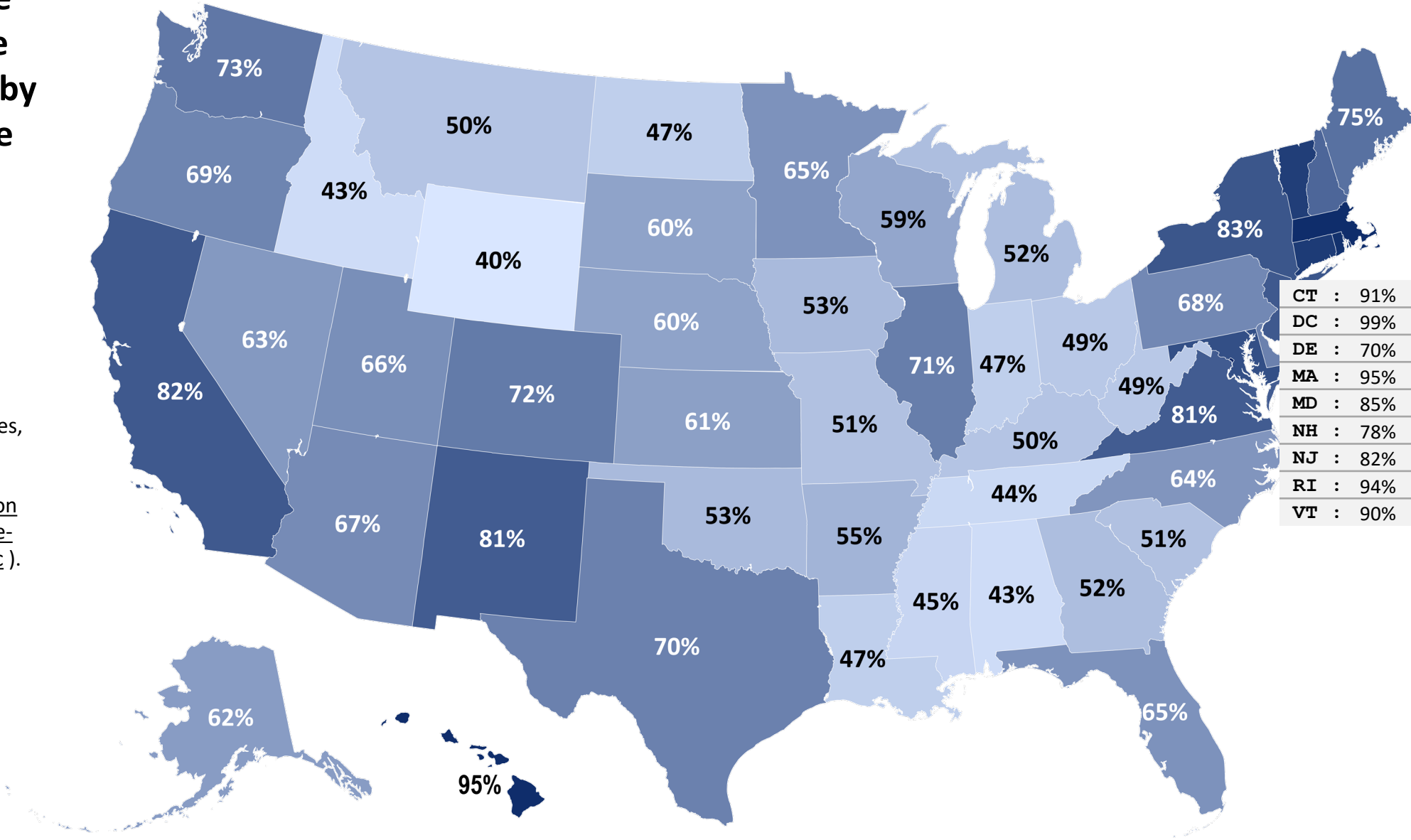
5.19.21 to 3.16.2022



Source: AAP analysis of data series titled “COVID -19 Vaccinations in the United States, Jurisdiction”. CDC COVID -19 Data Tracker (URL: <https://data.cdc.gov/Vaccinations/COVID-19-Vaccinations-in-the-United-States-Jurisd/uns-k-b7fc>). **Notes:** Age information was provided with Idaho data since 1.25.2022. Inclusion of this information added 67K initial dose recipients to the 12-17 group nationally as of 2.2.2022. California revised their report of cumulative initial dose recipients down by 103K the week of 2.2.2022. Check state web sites for additional or more recent information.

Proportion of Eligible US Children Ages 12-17 Who Received the Initial Dose of the COVID-19 Vaccine, by State of Residence

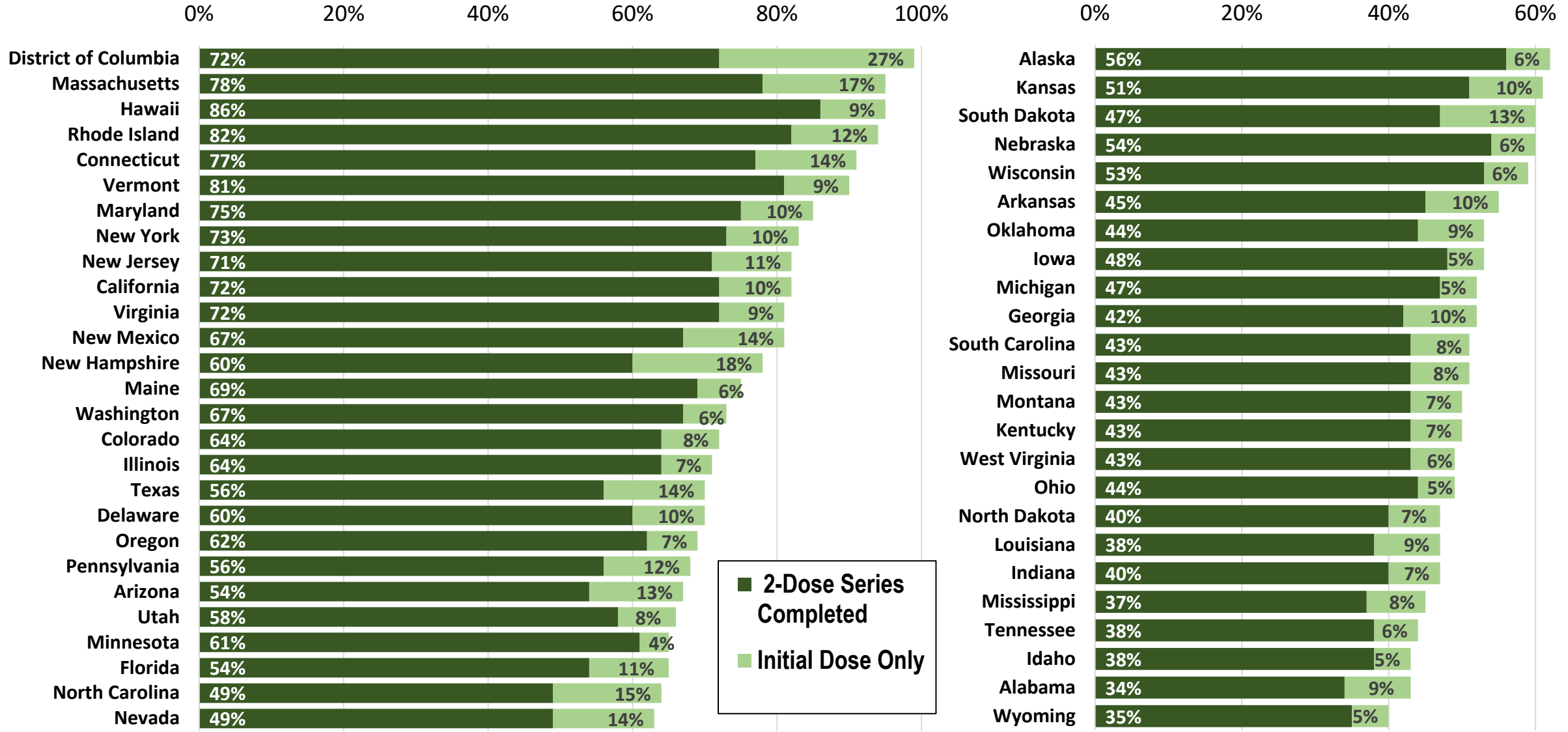
Received Initial Dose  as of 3.16.2022
40% 99%



Source: AAP analysis of data series titled "COVID -19 Vaccinations in the United States, Jurisdiction". CDC COVID -19 Data Tracker (URL: <https://data.cdc.gov/Vaccination/COVID-19-Vaccinations-in-the-United-States-Jurisdiction/unsk-b7fc>). Check state web sites for additional or more recent information.

Proportion of Eligible US Children Ages 12-17 Vaccinated Against COVID-19 by State of Residence

as of 3.16.2022



Source: AAP analysis of data series titled "COVID -19 Vaccinations in the United States, Jurisdiction". CDC COVID -19 Data Tracker (URL: <https://data.cdc.gov/Vaccinations/COVID-19-Vaccinations-in-the-United-States-Jurisdiction/unsk-b7fc>). Check state web sites for additional or more recent information.

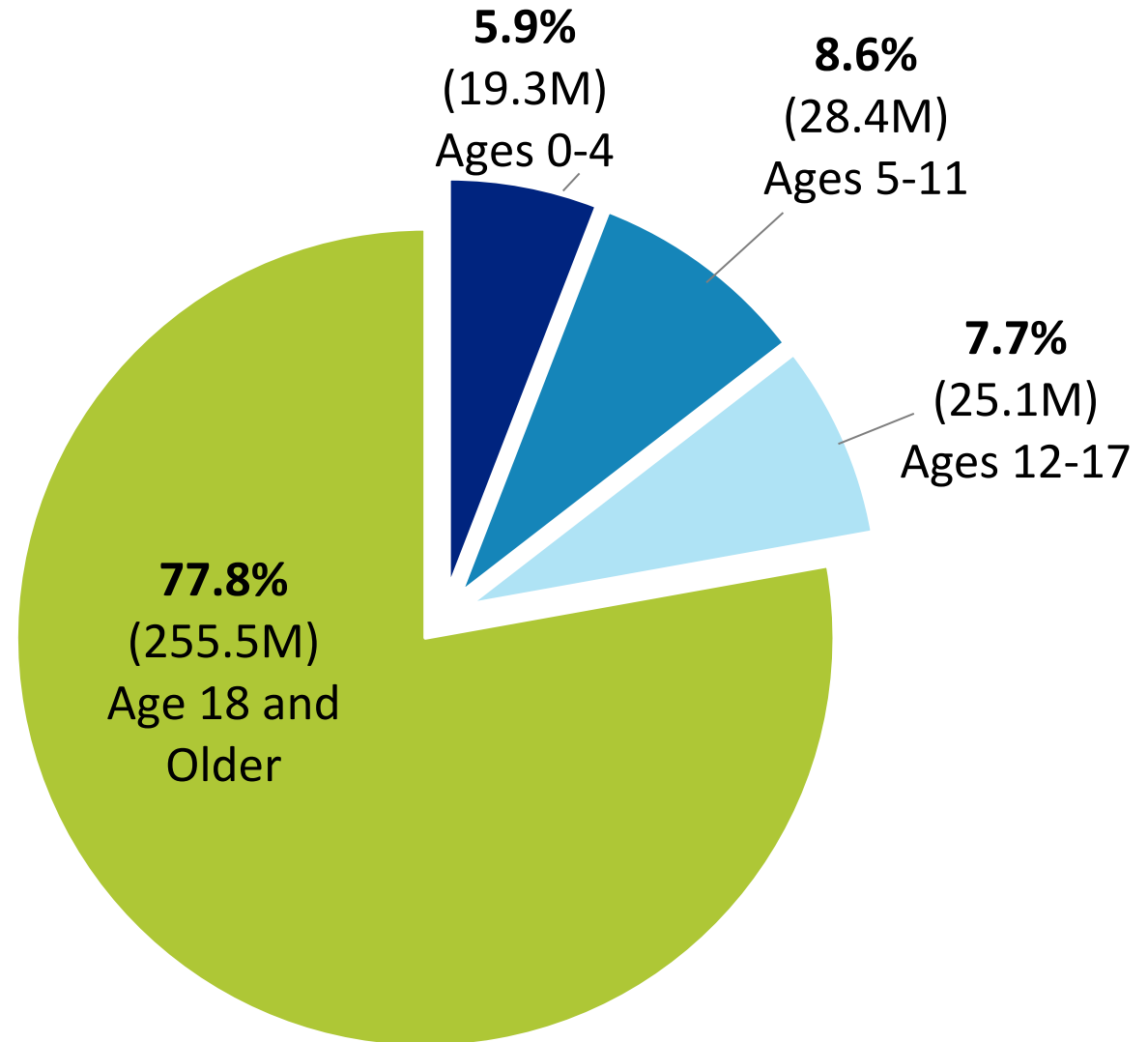
Initial Dose Among Eligible US Children Ages 12-17 ---3 Week Improvement

State	%Children Having Received At Least One Dose			State (continued)	%Children Having Received At Least One Dose		
	2.23.22	3.16.22	<i>Increase by Percentage Point</i>		2.23.22	3.16.22	<i>Increase by Percentage Point</i>
50 States + DC	66%	67%	1%	Missouri	51%	51%	0%
Alabama	43%	43%	0%	Montana	50%	50%	0%
Alaska	62%	62%	0%	Nebraska	59%	60%	1%
Arizona	66%	67%	1%	Nevada	63%	63%	0%
Arkansas	55%	55%	0%	New Hampshire	--	78%	*
California	81%	82%	1%	New Jersey	81%	82%	1%
Colorado	71%	72%	1%	New Mexico	80%	81%	1%
Connecticut	90%	91%	1%	New York	82%	83%	1%
Delaware	69%	70%	1%	North Carolina	63%	64%	1%
District of Columbia	97%	99%	2%	North Dakota	47%	47%	0%
Florida	64%	65%	1%	Ohio	48%	49%	1%
Georgia	52%	52%	0%	Oklahoma	53%	53%	0%
Hawaii	94%	95%	1%	Oregon	69%	69%	0%
Idaho	43%	43%	0%	Pennsylvania	68%	68%	0%
Illinois	71%	71%	0%	Rhode Island	93%	94%	1%
Indiana	47%	47%	0%	South Carolina	50%	51%	1%
Iowa	53%	53%	0%	South Dakota	60%	60%	0%
Kansas	60%	61%	1%	Tennessee	44%	44%	0%
Kentucky	50%	50%	0%	Texas	68%	70%	2%
Louisiana	46%	47%	1%	Utah	65%	66%	1%
Maine	75%	75%	0%	Vermont	90%	90%	0%
Maryland	84%	85%	1%	Virginia	81%	81%	0%
Massachusetts	94%	95%	1%	Washington	73%	73%	0%
Michigan	52%	52%	0%	West Virginia	48%	49%	1%
Minnesota	65%	65%	0%	Wisconsin	59%	59%	0%
Mississippi	45%	45%	0%	Wyoming	40%	40%	0%

Source: AAP analysis of data series titled “COVID -19 Vaccinations in the United States, Jurisdiction”. CDC COVID -19 Data Tracker (URL: <https://data.cdc.gov/Vaccinations/COVID-19-Vaccinations-in-the-United-States-Jurisdiction/uns-kb7fc>). * New Hampshire revised the state’s cumulative count of 12-17 year-old recipients of initial dose by 9.6K the week ending 3.2.2022, and by another 0.7K the week ending 3.16.2022. Check state web sites for additional or more recent information.

US Population by Age Group, 2020

In 2020, children (72.8M under Age 18) made up **22.2%** of the total US population



Source: AAP analysis of report published by US Bureau of Census on June 17, 2021: State Population by Characteristics: 2010-2020. Single Year of Age and Sex for the Civilian Population. [Link: State Population by Characteristics: 2010-2020 (census.gov)]

Data Sources and Methods

- This report includes US COVID-19 vaccine child recipients based on provisional data released by the CDC in a data series titled “COVID-19 Vaccinations in the United States, Jurisdiction.” (URL: <https://data.cdc.gov/Vaccinations/COVID-19-Vaccinations-in-the-United-States-Jurisdiction/unsk-b7fc>).
- Cumulative trends and weekly changes are updated weekly as the CDC revises and updates its data series. Sporadic child vaccinations prior to May are included in the cumulative counts although not shown by week in the charts.
- Individual states may have additional or more recent information on their web sites. State population totals are based on 2020 population projections published by the US Census Bureau (URL: <https://www.census.gov/programs-surveys/popest/technical-documentation/research/evaluation-estimates/2020-evaluation-estimates/2010s-state-detail.html>).



Contact Information

- For technical questions, please contact:

William Cull, PhD

Senior Director, Research

American Academy of Pediatrics

wcull@aap.org

- For media inquiries, please contact:

Lisa Black

Media Relations

American Academy of Pediatrics

lblack@aap.org

or

Emily Rosenbaum

Media Relations

American Academy of Pediatrics

erosenbaum@aap.org

