

American Academy of Pediatrics

DEDICATED TO THE HEALTH OF ALL CHILDREN®



Promoting Telehealth Campaign Toolkit: Infographic Series

Infographic 1 – Prepare for a Telehealth Visit in 5 Easy Steps

Prepare for a Telehealth Visit in 5 Easy Steps



American Academy of Pediatrics
DEDICATED TO THE HEALTH OF ALL CHILDREN®



Infographic 2 – Telehealth vs In-Person Visits



- A worry you have about your child
- Cold symptoms like a runny nose
- Vomiting and diarrhea
- Prescription medicine refill
- Rash or skin problem
- Pinkeye
- Mental or emotional health concerns



- First newborn visit
- Most regular check-ups
- Immunizations
- Lab tests
- Hearing, vision, and dental checks
- Fluoride treatments



American Academy of Pediatrics
DEDICATED TO THE HEALTH OF ALL CHILDREN®



Infographic 3 – Signs That Your Child May be Struggling Emotionally

Signs that your child may be struggling emotionally



Difficulties with others

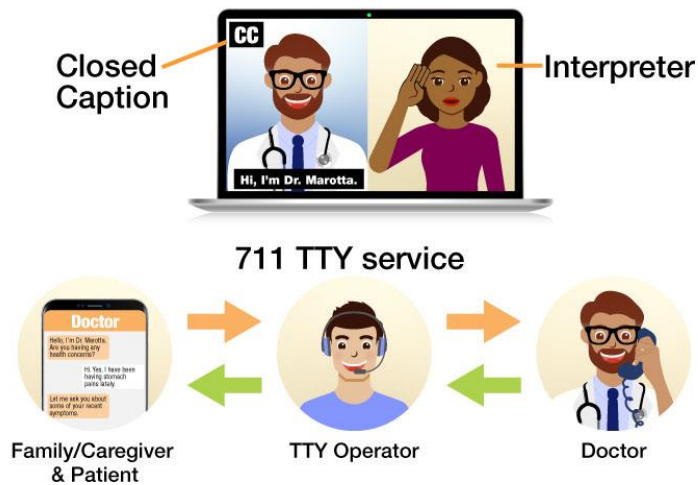
Changes in eating

Shift in sleep habits

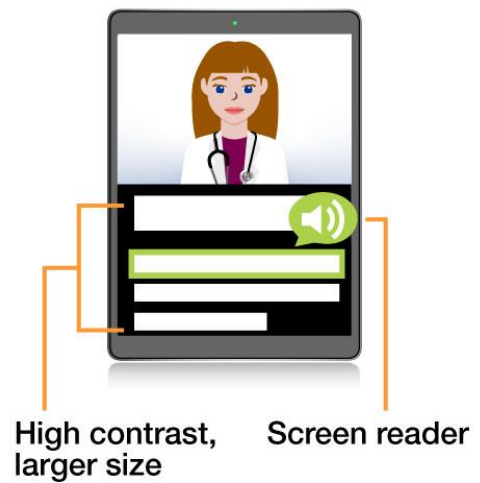
Mood swings

Infographic 4 – Tools for Hearing and Vision

Tools for Hearing

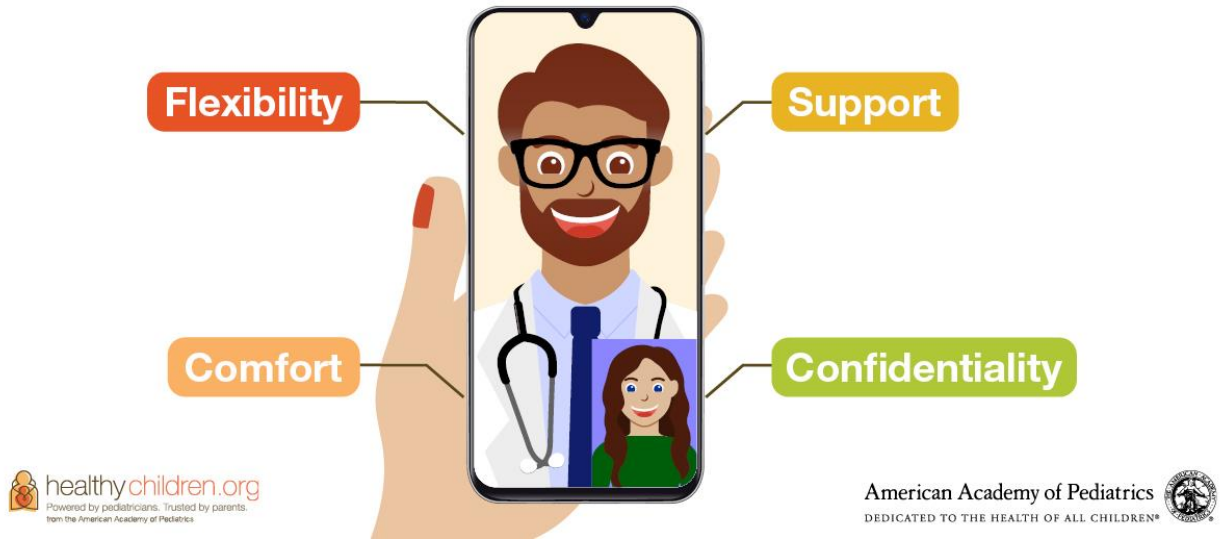


Tools for Vision



Infographic 5 – Telehealth Benefits for Teens

Telehealth Benefits for Teens



Infographic 6 – The Benefits of Telehealth for College Students

The Benefits of Telehealth for College Students



They can stay on top of their studies and health.



They can practice taking care of themselves independently.



They can connect with their doctor at their convenience. Help is just a click away!

Share these with your college student!