




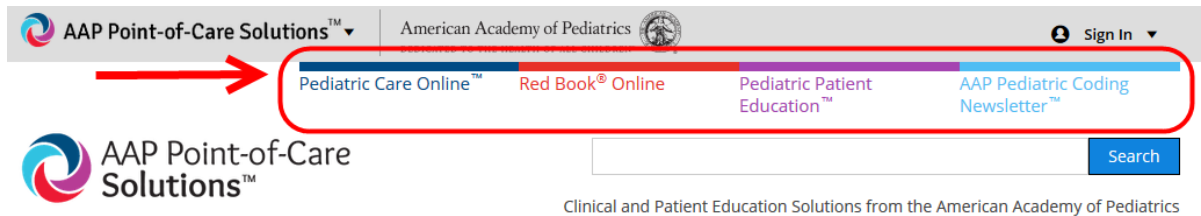
## How to subscribe/unsubscribe for eAlerts

### Subscribe

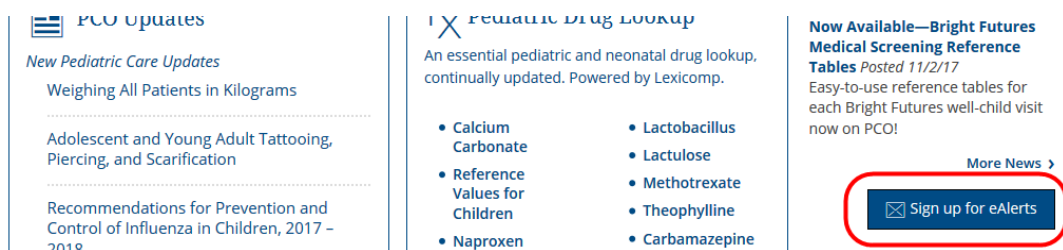
1. Go to <https://solutions.aap.org/index.aspx> and sign in using your individual AAP login information. If you don't have an individual account go [here](#) to create one.



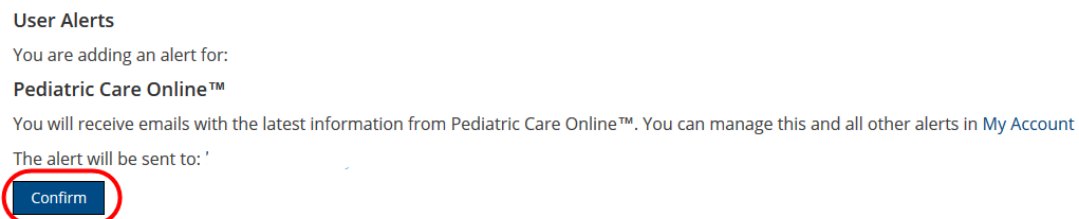
2. Select the subscription you wish to receive alerts.



3. Click on the “Sign up for eAlerts” button which will be located on the right hand side of the page.




4. Click the “Confirm” button to sign up for the alert.



## Unsubscribe

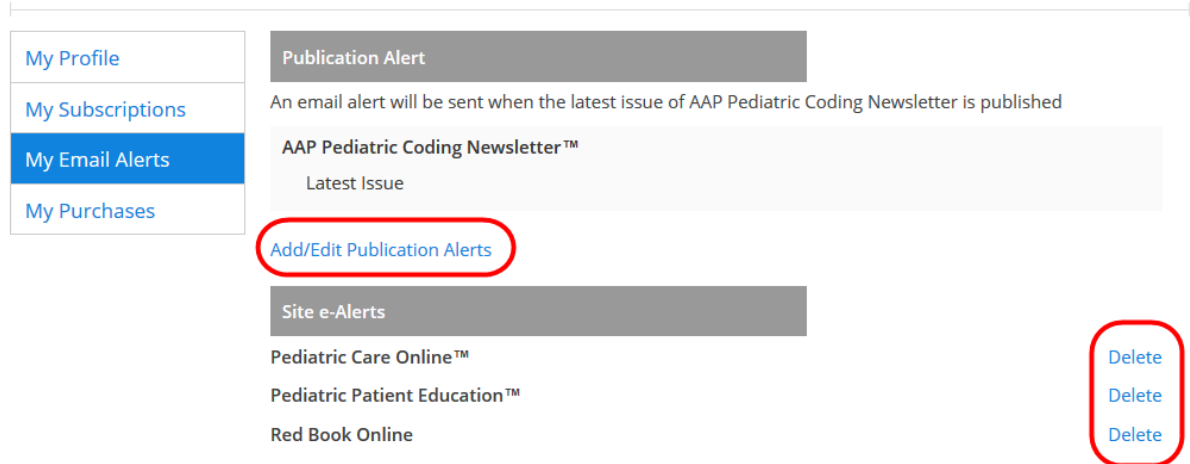
1. Go to <https://solutions.aap.org/index.aspx> and sign in using your individual AAP login information.
2. Click on your name at the top right hand corner of the page and select “My Alerts”



3. Select “Delete” from the site you wish to unsubscribe to. For the AAP Pediatric Coding Newsletter, you will select “Add/Edit Publication Alerts.”

### My Account

To edit your email address, password, or any other information, please visit [your AAP account](#).



If these steps were used to correct an issue but the issue persists, please contact the Customer Service Center at 800.433.9016 or email us at [csc@aap.org](mailto:csc@aap.org) for further assistance